



SECTION- ..... ROLL NO- .....



### **Summer Break has begun**

Hey! .....Fun days are back once again. Now you can eat your breakfast at leisure, enjoy peppy music, watch your favourite T.V programmers', read lots of books and list goes on..... With all the fun it is important to inculcate the good habits and to develop new habits summer vacation is the best time.

Good habits and good manners are lifelong assets and manners must be practiced until they become a habit. Four magic words that are basic of good manners are:- Please, Thank you, Excuse me and Sorry. Make these four words a habit and see the difference.

#### **HYGIENE:-**

- Brush your teeth twice a day.
- Do trim your nails often.
- Do not waste water and electricity.
- Keep your surrounding and environment clean. It is a bad habit to throw things out of the window, car or balcony.

#### **Guidelines for the parents:**

- Spend some quality time with your kids. Have at least one time meal with them. Play at least one indoor or outdoor game with them. Take them to the park and share your childhood experiences with them.
- Encourage your child to go outdoor rather than sitting in front of electronic gadgets all day.
- Encourage your child to cultivate reading habit Get some story books of their choice.

To add "zing" to your fun filled vacations, here you have your holiday activities packet..... So, get ready for your activities along with the help of your parents.

- Practice good handwriting in a separate notebook.( both English and Hindi)
- Learn tables 1 to 10
- Revise jolly phonics sounds with actions.
- Do the holiday homework worksheets and bring them to school in a nice properly labelled folder.

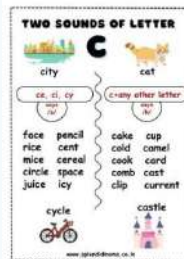
Make the following projects and use your imagination to make them attractive.( although an illustration is shown to give the idea.) with your name written on them.





# ENGLISH

**Make these flashcards on A3 size sheet.**



**Make these punctuation marks big cut outs ( size 30 cms) with colourful sheets**



**Make a beautiful and colourful vowel sounds charts.**



## HINDI

Roll no. 1 to 10 - मात्रा शब्दों का सुंदर मॉडल बनाए |



Roll no. 11 to 20 -संज्ञा ,सर्वनाम,क्रिया ,विशेषण का सुंदर wall hanging बनाए |



Roll no. 21 onwards - विलोम शब्द का मॉडल बनाए |





## MATH

Roll no 1 - 5 -Make a colourful wall hanging of tables.



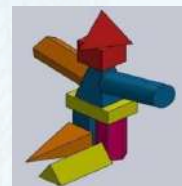
Roll no 6 to 10-Make an album of 'Fractions' .



Roll no 11 to15-Make a working model of place value.



Roll no 16- 20 - Create a 3 D model with different types of shape.



Roll no 21 and onwards - Make a Working model of a clock .



## E.V.S

Roll no 1 - 5

Draw your safe circle and fill the names on a circular cardboard



Roll no 6- 10 Make a wall hanging of different seasons.



Roll no 11- 15 Make a model of life cycle of silkworm.



Roll no 16- 20 Create a 3 D model of different types of houses out of cardboard.



Roll no 21 and onwards- Make a model of traffic signals.





## DRAWING

Draw the drawing according to your roll no. using A 3 size canvas with acrylic colour.

Roll 1-10 - drawing A

Roll 11-20 -drawing B

Roll 20-30- drawing C



**Drawing A**



**Drawing B**



**Drawing C**

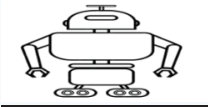



**Computer Worksheet 1A**  
**Chapter - 1 , (Decoding Computers)**

NAME \_\_\_\_\_

CLASS \_\_\_\_\_ SECTION \_\_\_\_\_ ROLL NO \_\_\_\_\_

**Q 1 Write the difference between computer and human.**

	<b><u>Robot</u></b> 	<b><u>Human</u></b> 
1		
2		
3		

**Q 2 Draw pictures of different types of computers and name them.**

1


2






3


4


**Q 3 Name 6 places where computers are used.**

1

--

2

--

3

--

4

--

5

--

6

--

**Q 4 Match the following.**

- |               |                                 |
|---------------|---------------------------------|
| a. Smartphone | i) is kept on the Desk or table |
| b. Laptop     | ii) is smaller than a laptop    |
| c. Desktop    | iii) is used for calling        |
| d. Tablet     | iv) is kept on the Lap          |

**Computer Worksheet 1B**  
**Chapter – 1 , (Decoding Computers)**

NAME \_\_\_\_\_

CLASS \_\_\_\_\_ SECTION \_\_\_\_\_ ROLL NO \_\_\_\_\_

**Q 1. Fill in the blanks.**

Defence	Desktop	Space	Smart	Shops
---------	---------	-------	-------	-------

1. A \_\_\_\_\_ computer is kept on the desk or table.
2. At homes, Alexa can be used to control the \_\_\_\_\_ devices.
3. In \_\_\_\_\_ research, computers are used for spacecraft.
4. In \_\_\_\_\_ , robot computers with cameras and sensors are used.
5. In \_\_\_\_\_ , computers are used to prepare and print the bills.

**Q 2 Write T for True and F for False.**

1. A desktop computer can be easily kept on your lap. \_\_\_\_\_
2. Computers are used to book tickets. \_\_\_\_\_
3. Doctors use computers to see your medical information. \_\_\_\_\_
4. Computers are not used for playing games. \_\_\_\_\_
5. ATMs are used to withdraw money. \_\_\_\_\_





**Q 3 Find and circle the names of different types of computers hidden in the word search grid:**



**ENGLISH Worksheet - 1**

**Q- Write the words for the following digraphs.**

**ch**

eg: chop

---

---

---

**sh**

eg: show

---

---

---

**wh**

eg: where

---

---

---

**th** eg: that

---

---

---

**ng**

eg: king

---

---

---

**ph**

eg: photo

---

---

---

**gh**

eg: laugh

---

---

---

**qu** eg: quick

---

---

---





## Worksheet- 2

Q- Read the sentences, choose the correct punctuation, and colour the circle.

I have two dogs

☒ ☐ ? ☐ !

Who is singing

☐ ☐ ? ☐ !

How old are you

☐ ☐ ? ☐ !

Sing a song

☐ ☐ ? ☐ !

Can you see a rainbow

☐ ☐ ? ☐ !

Drink a lot of water

☐ ☐ ? ☐ !

We went to the zoo

☐ ☐ ? ☐ !

Do you have an eraser

☐ ☐ ? ☐ !

Well played boys

☐ ☐ ? ☐ !

Are you crazy

☐ ☐ ? ☐ !

This is dads wallet

☐ ☐ ? ☐ !

Do you want sandwich

☐ ☐ ? ☐ !

Close the door

☐ ☐ ? ☐ !

You are amazing

☐ ☐ ? ☐ !

How are you

☐ ☐ ? ☐ !

Can I play now

☐ ☐ ? ☐ !

Stand in a line

☐ ☐ ? ☐ !

No fighting

☐ ☐ ? ☐ !

Who is shouting

☐ ☐ ? ☐ !

Where is your car

☐ ☐ ? ☐ !

I love my mom

☐ ☐ ? ☐ !

I saw a great movie

☐ ☐ ? ☐ !

You had lunch

☐ ☐ ? ☐ !

Are you thirsty

☐ ☐ ? ☐ !

Do you like icecream

☐ ☐ ? ☐ !

I am the best

☐ ☐ ? ☐ !



# Aster

Public School

Explore | Expand | Excel

Mayur Vihar Phase-1, New Delhi



## HOLIDAY

HOMEWORK [ 2025 ]

### CLASS - II

#### ENGLISH worksheet- 3

Can you complete each word by supplying two missing letters which are the same? Do not form proper names.

A \_ \_ L E

M U \_ \_ I N

B R \_ \_ M

N \_ \_ N

C H E \_ \_ Y

O P O \_ \_ U M

D O \_ \_ A R

P I \_ \_ O W

E \_ \_ O R

Q U \_ \_ N

F O \_ \_ O W

R I \_ \_ O N

G I R A \_ \_ E

S C I \_ \_ O R S

H I \_ \_ U P

T E \_ \_ A C E





## **ENGLISH worksheet- 4**

### **PICTURE COMPREHENSION**

Fill in the blanks and color the picture.



- 1) This picture is from ..... (class/home)
- 2) Students are ..... in class. (running/studying)
- 3) There are ..... students in class. (ten/seven)
- 4) Teacher is ..... (teaching/sleeping)
- 5) Students are ..... (sad/happy)

## **HINDI worksheet- 1**

### **अपठित गद्यांश**



एक तालाब में बहुत से कछुए रहते थे। एक बार उस तालाब के किनारे कुछ बच्चे खेलने आए। उनमें से एक लड़का जिसका नाम रोहन था वह बहुत शरारती था। खेलते-खेलते रोहन कछुओं को पत्थर मारने लगा। जिससे कई कछुए घायल हो गए। हर्ष एक समझदार बच्चा था। जब उसने रोहन को कछुओं को पत्थर मारते देखा तो उसने उसे मना किया। उसने उसे समझाया कि जानवरों को मारना व सताना बुरी बात है।

**दिए गए गद्यांश को पढ़कर प्रश्नों के उत्तर दीजिए ।**

प्रश्न १. कछुए कहाँ रहते थे ?

.....

.....

प्रश्न २. तालाब के किनारे कौन खेलने आया ?

.....

.....

प्रश्न ३. रोहन कैसा बच्चा था ?

.....

.....





प्रश्न ४. कछुओं को चोट कैसे लगी ?

.....

.....

प्रश्न ५. हर्ष ने रोहन को क्या समझाया ?

.....

.....

प्रश्न ६. दिए गए शब्दों के वचन बदलकर लिखिए।

क) बच्चा .....

ख) कछुआ .....


प्रश्न ७. दिए गए शब्दों के विलोम शब्द लिखिए।

क) अच्छा .....

ख) मारना .....

ग) बहुत .....

घ) चतुर .....



## HINDI worksheet-2

### वर्ग पहेली

नीचे दिए गए शब्दों को शब्द खोज में से ढूँढ़िए।

Find the words given below in the word search puzzle.



गुड़िया	कुरता	चाँदनी	कछुआ	धूमधाम
करेला	बेलन	सैनिक	बैलगाड़ी	कबूतर
तैराक	फुलवारी	नासपाती	तरबूज	तितली
नमः	टमाटर	चंपक	दुकान	कृषक

क	वि	डी	बै	क	ट	मा	ट	र	ली
त	बू	न	ष	र	बै	ती	हा	त	आ
र	आ	त	तै	रा	क	ल	ति	ष	भ
बू	ति	न	र	कु	ना	बा	गा	मा	फु
ज	का	ष	नि	र	धू	श	सै	ड़ी	ल
दु	क	छु	आ	ता	ना	म	पा	भ	वा
ब	न	मः	फु	बे	ल	न	धा	ती	री
गु	सै	नि	क	चाँ	कृ	ट	श	म	क
ड़ि	चं	प	क	द	नि	ष	रे	हा	रे
या	ना	ट	चू	नी	जा	बा	क	गा	ला



### HINDI worksheet-3

#### शुद्ध वाक्य बनाइए

नीचे दिए गए शब्दों को योग्यक्रम में रखकर शुद्ध वाक्य बनाइए।

Make correct sentences by placing the words given below in the correct order.

1. बोली / मीठी / हमारी / चाहिए / होनी

.....।

2. ज़िम्मेदारी / प्रति / समाज / है / के / कुछ / हमारी

.....।

3. कमीज़ / सफ़ेद / काला / पर / धब्बा / गया / लग

.....।

4. पर्यटक / ने / मुझे / बचाया / से / एक / डूबने

.....।

5. दिन / सब / छात्र / परीक्षा / के / थे / उपस्थित

.....।

6. सुनकर / सभी / हँसी / चुटकुला / आ गई / को

.....।

7. उपलब्ध / में / हैं / चीज़ें / दुकान / सभी

.....।



## HINDI worksheet- 4

### वर्ग पहेली

नीचे दिए गए शब्दों को शब्द खोज में से ढूँढ़िए।

Find the words given below in the word search puzzle.

अनार , शरबत , किला , दुकान , हाथी , जूता , दरवाज़ा , किशमिश , गुलाब



ज	कि	ह	गा	ति	कु	खो
कि	मा	पु	स	द	मो	खू
ला	अ	ना	र	र	वी	गु
वि	हो	क्षी	ति	वा	रा	ला
कि	श	मि	श	ज़ा	खू	ब
ता	रू	प्र	श	र	ब	त
ब	दु	का	न	छा	क	वी
हा	थी	जू	ता	या	व	ट





**Maths worksheet- 1**

**Q1. Solve the following sums:-**

1. $\begin{array}{r} 24 \\ + 39 \\ \hline \end{array}$	2. $\begin{array}{r} 16 \\ + 96 \\ \hline \end{array}$	3. $\begin{array}{r} 95 \\ - 68 \\ \hline \end{array}$	4. $\begin{array}{r} 53 \\ + 13 \\ \hline \end{array}$	5. $\begin{array}{r} 90 \\ - 20 \\ \hline \end{array}$
6. $\begin{array}{r} 98 \\ - 98 \\ \hline \end{array}$	7. $\begin{array}{r} 35 \\ + 15 \\ \hline \end{array}$	8. $\begin{array}{r} 92 \\ + 45 \\ \hline \end{array}$	9. $\begin{array}{r} 48 \\ + 51 \\ \hline \end{array}$	10. $\begin{array}{r} 97 \\ - 97 \\ \hline \end{array}$
11. $\begin{array}{r} 78 \\ + 94 \\ \hline \end{array}$	12. $\begin{array}{r} 21 \\ + 46 \\ \hline \end{array}$	13. $\begin{array}{r} 95 \\ - 90 \\ \hline \end{array}$	14. $\begin{array}{r} 39 \\ + 96 \\ \hline \end{array}$	15. $\begin{array}{r} 35 \\ - 10 \\ \hline \end{array}$
16. $\begin{array}{r} 61 \\ - 46 \\ \hline \end{array}$	17. $\begin{array}{r} 97 \\ - 45 \\ \hline \end{array}$	18. $\begin{array}{r} 25 \\ + 43 \\ \hline \end{array}$	19. $\begin{array}{r} 67 \\ + 89 \\ \hline \end{array}$	20. $\begin{array}{r} 69 \\ - 30 \\ \hline \end{array}$
21. $\begin{array}{r} 44 \\ + 89 \\ \hline \end{array}$	22. $\begin{array}{r} 47 \\ + 94 \\ \hline \end{array}$	23. $\begin{array}{r} 82 \\ + 22 \\ \hline \end{array}$	24. $\begin{array}{r} 89 \\ - 85 \\ \hline \end{array}$	25. $\begin{array}{r} 60 \\ - 28 \\ \hline \end{array}$

### Maths worksheet- 2

**1. Circle the smallest number:**

i) 232 351 142 739 137 201

ii) 483 189 322 222 572 353

iii) 658 243 489 245 542 289

**2. Circle the largest number:**

i) 232 351 142 739 137 201

ii) 483 189 322 222 572 353

iii) 658 243 489 245 542 289

**3. Write the numbers in words:**

i) 546 \_\_\_\_\_

ii) 873 \_\_\_\_\_

iii) 745 \_\_\_\_\_

**4. Put in symbols '<' or '>' or '=':**

i) 879  897

ii)  $700 + 50 + 7$   757

iii)  $800 + 45 + 15$   855

**5. Write the numerals:**

i) Eight hundred ninety-seven

ii) Seven hundred fourteen





6. Write in ascending (increasing) order:

i)      428      218      579      893      148  
           

ii)      304      174      189      673      206  
           

7. Write in descending (decreasing) order:

i)      667      766      676      767      677  
           

ii)      782      174      189      673      206  
           

8.  $894 = \boxed{\phantom{000}} \text{ H} + \boxed{\phantom{000}} \text{ T} + \boxed{\phantom{000}} \text{ O}$

9. Nine Hundred and 6 ones =

10.  comes in between 787 and 789.

11.  comes just after 679.

12.  comes just before 990.

13. Place value of 8 in 387 is



14. Place value of 7 in 706 is

15. Continue the number patterns

i)      228    238    248    258            

ii)      525    550    575    600

### Maths worksheet- 3

1	What is $8 + 1$ ?	
2	Write the next number 1, 2, 3, 4, 5, 6, _____	
3	Write <b>One Hundred and Twenty</b> in numbers.	
4	Which number is a multiple of <b>2</b> ? 17 7 9 4 23	
5	Draw the next shape in the sequence. 	
6	Which number comes after <b>5</b> ?	
7	What is $10 - 4$ ?	
8	How many <b>Circles</b> are there? 	
9	What number is <b>one half</b> of <b>8</b> ?	
10	What is $10 + 4$ ?	





**Maths worksheet- 4**

Find the product:

$$\begin{array}{r} 1. \quad 2 \\ \times 5 \\ \hline \end{array}$$

$$\begin{array}{r} 2. \quad 6 \\ \times 8 \\ \hline \end{array}$$

$$\begin{array}{r} 3. \quad 6 \\ \times 4 \\ \hline \end{array}$$

$$\begin{array}{r} 4. \quad 1 \\ \times 6 \\ \hline \end{array}$$

$$\begin{array}{r} 5. \quad 8 \\ \times 6 \\ \hline \end{array}$$

$$\begin{array}{r} 6. \quad 5 \\ \times 3 \\ \hline \end{array}$$

$$\begin{array}{r} 7. \quad 9 \\ \times 4 \\ \hline \end{array}$$

$$\begin{array}{r} 8. \quad 4 \\ \times 3 \\ \hline \end{array}$$

$$\begin{array}{r} 9. \quad 2 \\ \times 2 \\ \hline \end{array}$$

$$\begin{array}{r} 10. \quad 6 \\ \times 2 \\ \hline \end{array}$$

$$\begin{array}{r} 11. \quad 7 \\ \times 8 \\ \hline \end{array}$$

$$\begin{array}{r} 12. \quad 3 \\ \times 2 \\ \hline \end{array}$$

$$\begin{array}{r} 13. \quad 3 \\ \times 5 \\ \hline \end{array}$$

$$\begin{array}{r} 14. \quad 8 \\ \times 4 \\ \hline \end{array}$$

$$\begin{array}{r} 15. \quad 4 \\ \times 6 \\ \hline \end{array}$$

$$\begin{array}{r} 16. \quad 7 \\ \times 4 \\ \hline \end{array}$$

$$\begin{array}{r} 17. \quad 6 \\ \times 9 \\ \hline \end{array}$$

$$\begin{array}{r} 18. \quad 8 \\ \times 8 \\ \hline \end{array}$$

$$\begin{array}{r} 19. \quad 4 \\ \times 7 \\ \hline \end{array}$$

$$\begin{array}{r} 20. \quad 7 \\ \times 7 \\ \hline \end{array}$$

**E.V.S worksheet- 1**

Write and say

temple   field   market   restaurant   sea   clinic  
post office   police station   hospital   school


1. We can see a teacher at the .....
2. We can see a nurse at the .....
3. We can see a policeman at the .....
4. We can see a monk at the .....
5. We can see a fisherman in the .....
6. We can see a farmer in the .....
7. We can see a doctor at the .....
8. We can see a postman at the .....
9. We can see a cook at the .....
10. We can see a fruit seller at the .....



## E.V.S worksheet- 2

Q- Complete the given lines with the help of help box given below .

**A monster**

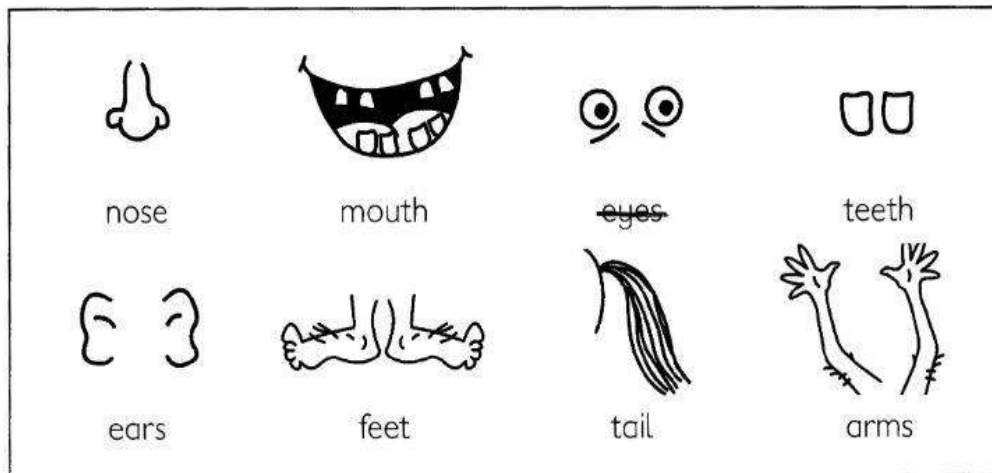


I've got three .....eyes..... . I've got a big ❶ .....

I've got eight ❷ ..... . I've got four ❸ .....

I've got six ❹ ..... . I've got two ❺ .....


Who am I? I'm a monster!




**E.V.S worksheet- 3**

Q- Read the following clues which are given below and identify the owner of the house.


Who lives here?




\_\_\_\_\_



"My name is Bradley. My house is green. I wear a red hat. I live between Bobby and Billy. My body is blue."



"My name is Billy. My house is red. I wear a blue hat. Bradley is my neighbor. My body is green. I don't live in house number 3"



"My name is Bobby. I wear a green hat. My house is blue. Bradley is my neighbor. My body is red."





### E.V.S worksheet- 4

#### Find the secret words

Use the code box to write the letters and form a word in the spaces below

Example:

D	A	N	C	E
••	•••	••••	•••	••••

Code box

A	B	C	D	E	H	I	J	K	L	N	O	P	R	S	T	U
••	•••	•••	••	•••	••	•••	••••	•••	•••	••••	•••	•••	••••	•••	••••	••••

- •••

→

\_\_\_\_\_
- •••••

→

\_\_\_\_\_
- →

\_\_\_\_\_
- →

\_\_\_\_\_
- →

\_\_\_\_\_
- →

\_\_\_\_\_
- •••••

→

\_\_\_\_\_
- →

\_\_\_\_\_

