

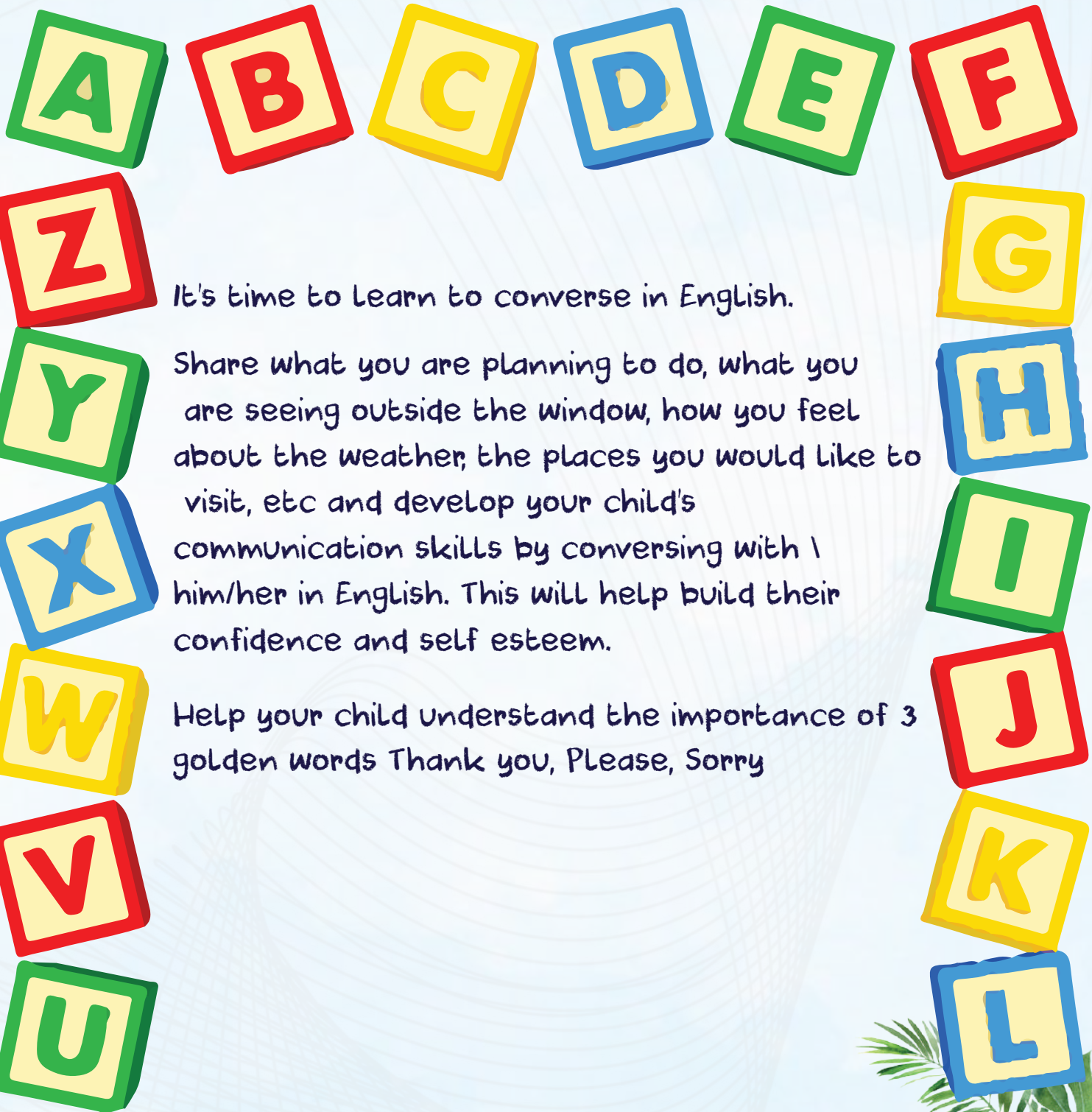


**NAME :** \_\_\_\_\_

**CLASS :** \_\_\_\_\_

**SECTION :** \_\_\_\_\_





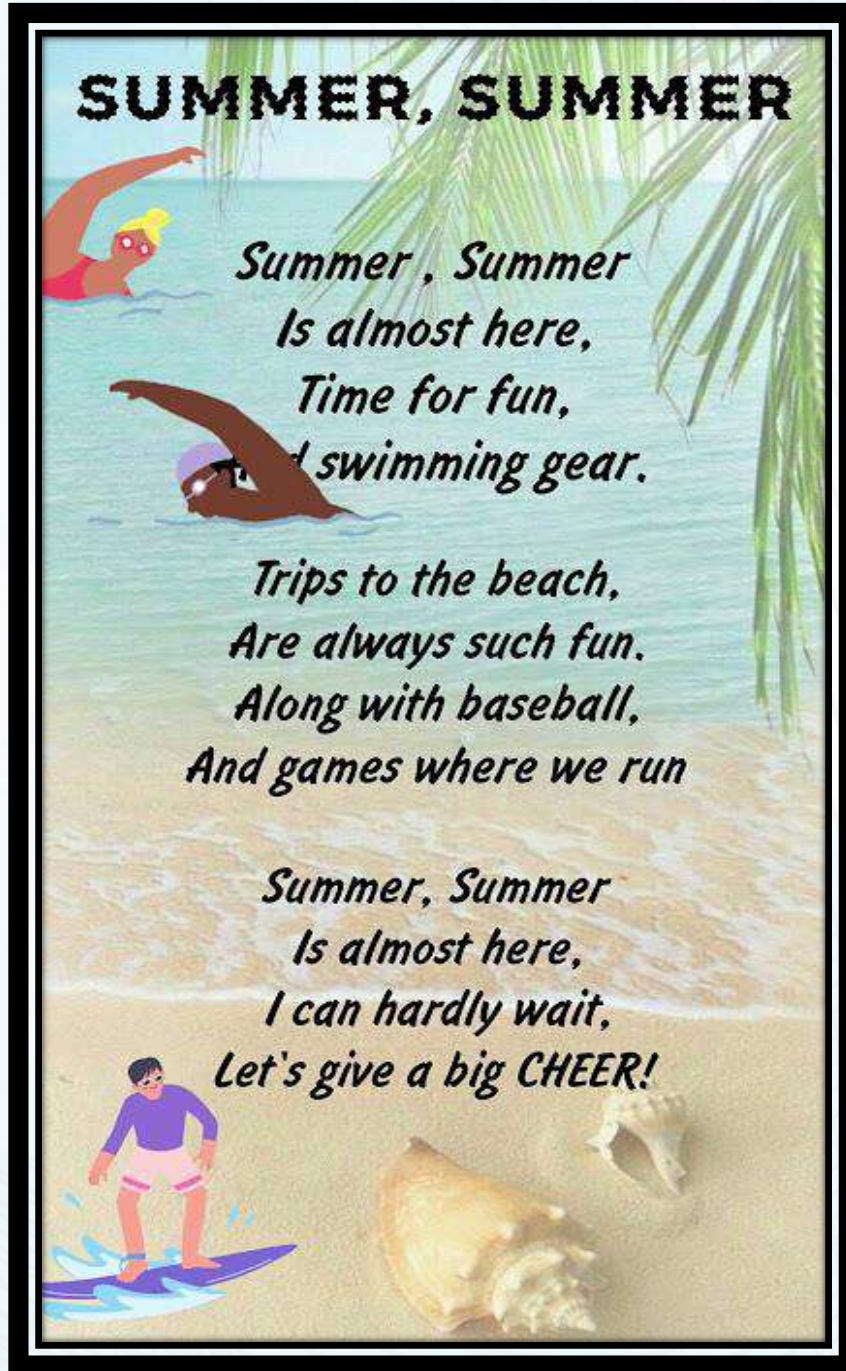
It's time to Learn to converse in English.

Share what you are planning to do, what you are seeing outside the window, how you feel about the weather, the places you would like to visit, etc and develop your child's communication skills by conversing with him/her in English. This will help build their confidence and self esteem.

Help your child understand the importance of 3 golden words Thank you, Please, Sorry





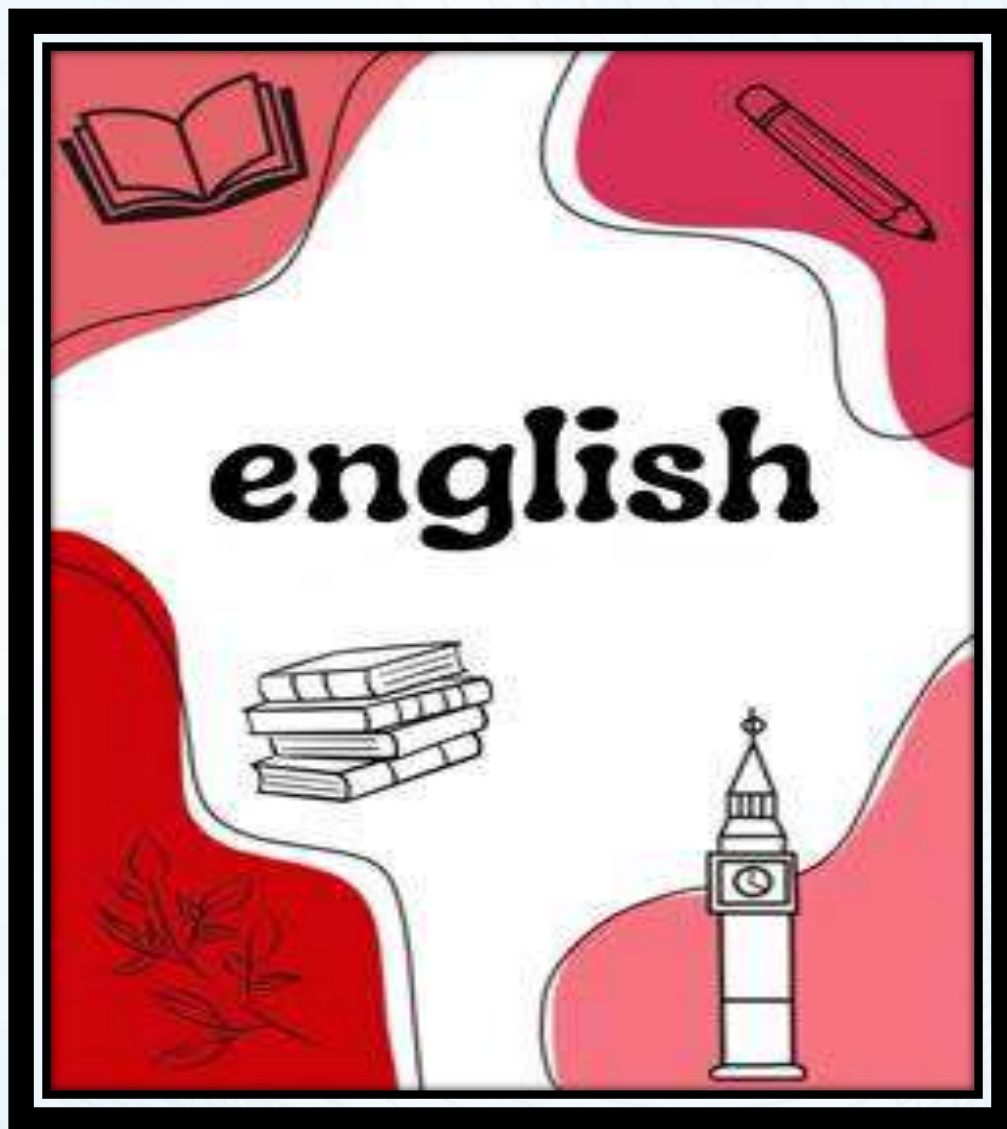




**CONTENTS INCLUDED**

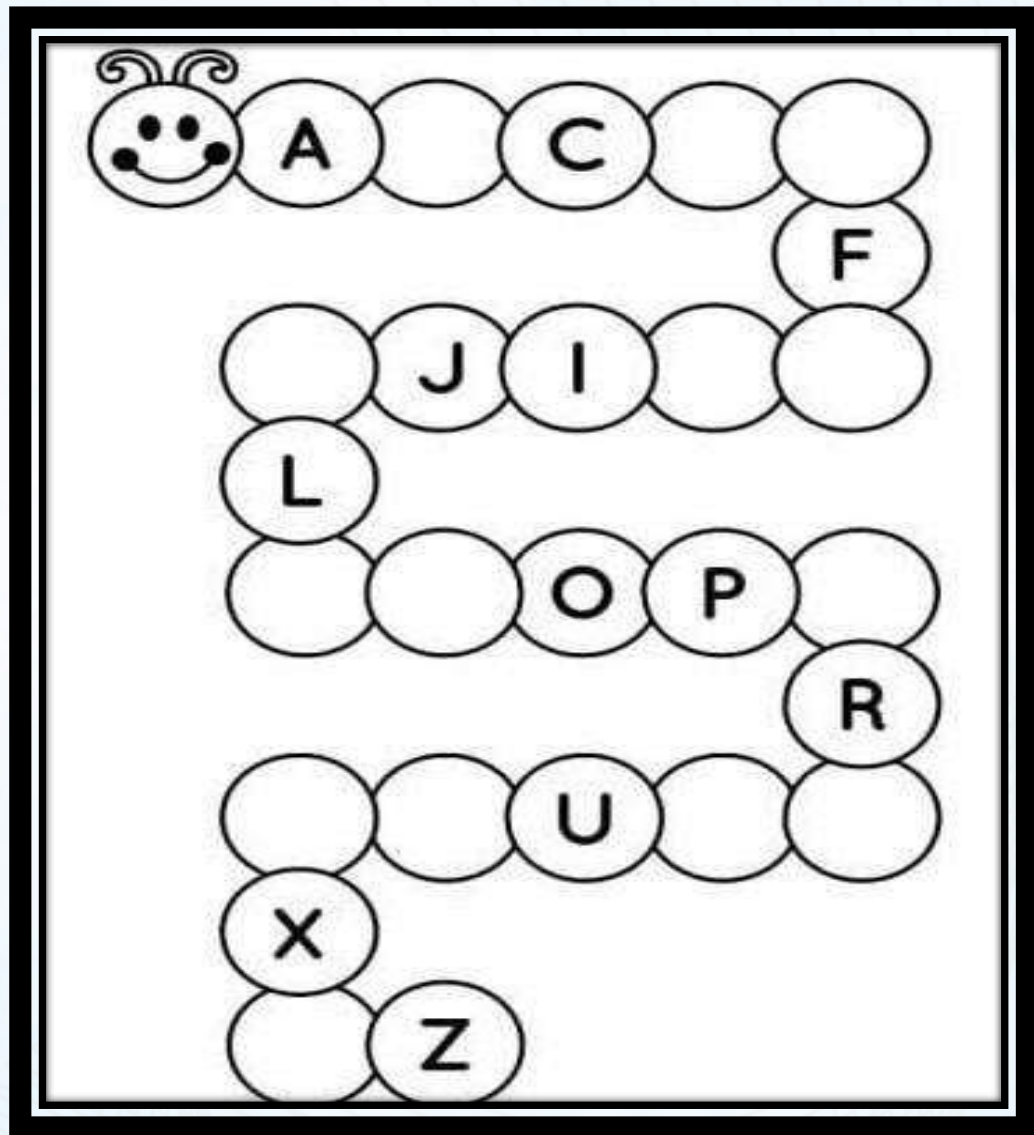
- English- A-Z in a sequence  
a-z in a sequence  
Write the beginning sound  
Read and draw  
Picture blending  
Make some new words from group 1,2 and 3
- Hindi- व्यंजन प, फ, ब, क, व
- Maths- colour by number  
Fill the missing number  
Join the dot and colour  
How many?  
Number names
- Evs- All about myself  
Sense organs  
Join the line  
Odd one out
- Art and craft (Handmade) -  
Make one A4 size paper file  
Flower vase with hand printing  
Creating collages using leaves, stones, or other natural materials.  
Flash cards
- Fine motor skills activity- learning to wear clothes independently,  
sorting household items, folding of clothes, wear shoes and socks,  
cleaning of house.












Write the missing letters (A-Z).







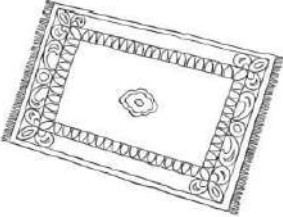





Complete a-z.

	a					f
	g					l
	m					r
	s					x
						z











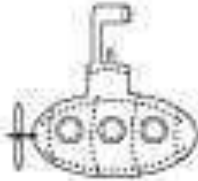


Write the beginning sound of each picture.



Look at the picture and circle the beginning sound.

 b   c   v	 q   u   t	 g   d   f
 o   t   v	 h   e   k	 e   j   n
 m   p   h	 n   r   w	 s   z   o








**READ AND DRAW**

dog	
pot	
cap	
sun	
hot	



look at the picture , unscramble the letters and write the word.

say it	unscramble it	write it
	e p t	_____
10	n t e	_____
	p g e	_____
	t w e	_____
	e n t	_____
	w d e	_____

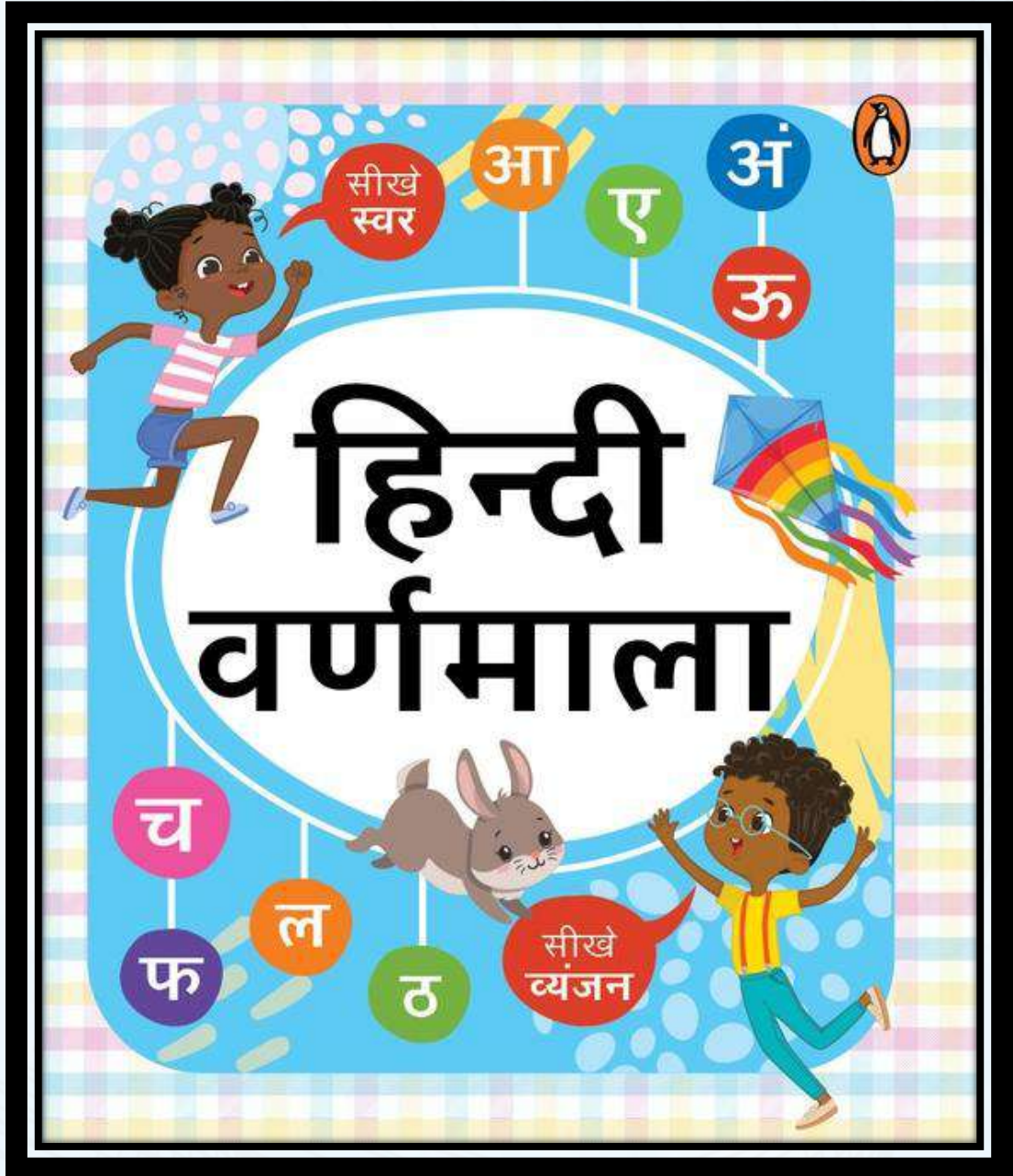


Let's make some new words from given group I, II & III

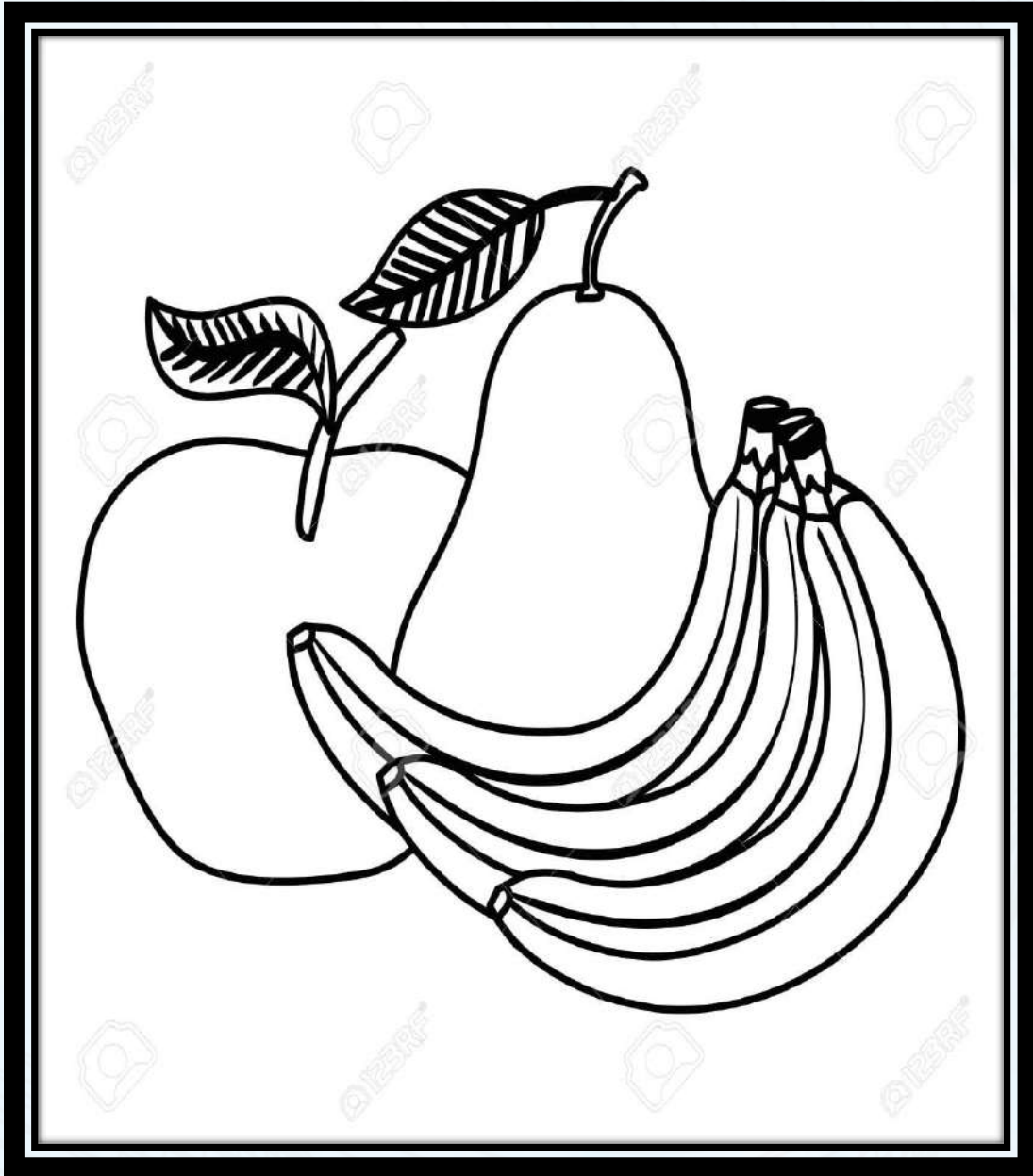
S, a, t, i, p  
, n, c, k, e h  
, r, m, d, g,  
o, u, l, f, b








फ से फलों में अपनी उंगली की छाप से सुंदर रंग भरें।






प से पतंग में अपने मनपसंद रंग के कागज के टुकड़े  
चिपकाए, पतंग को सुंदर बनाएँ।




चित्र देखकर शब्द का पहला व्यंजन लिखिए ।



=====



=====



=====



=====

चित्र का सही व्यंजन से मिलान करें ।


फ



प



व








ब

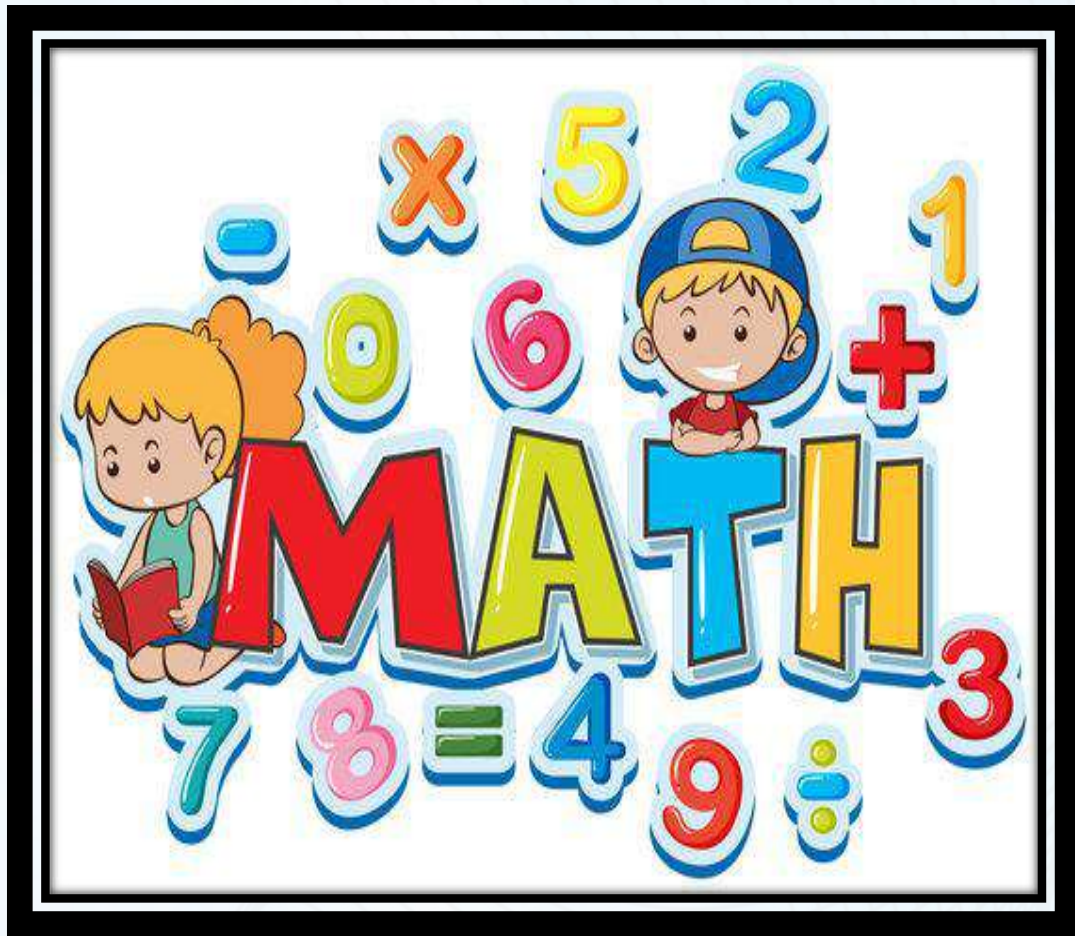




चित्र को देखें और उनके नाम के पहले वर्ण पर गोला बनाए।


	ग      क      प
	ब      म      व
	प      फ      ग
	ब      प      फ
	क      ब      प



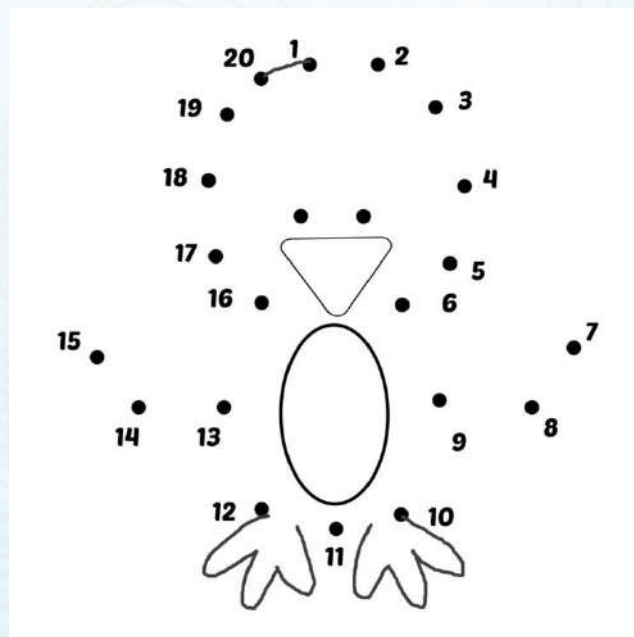




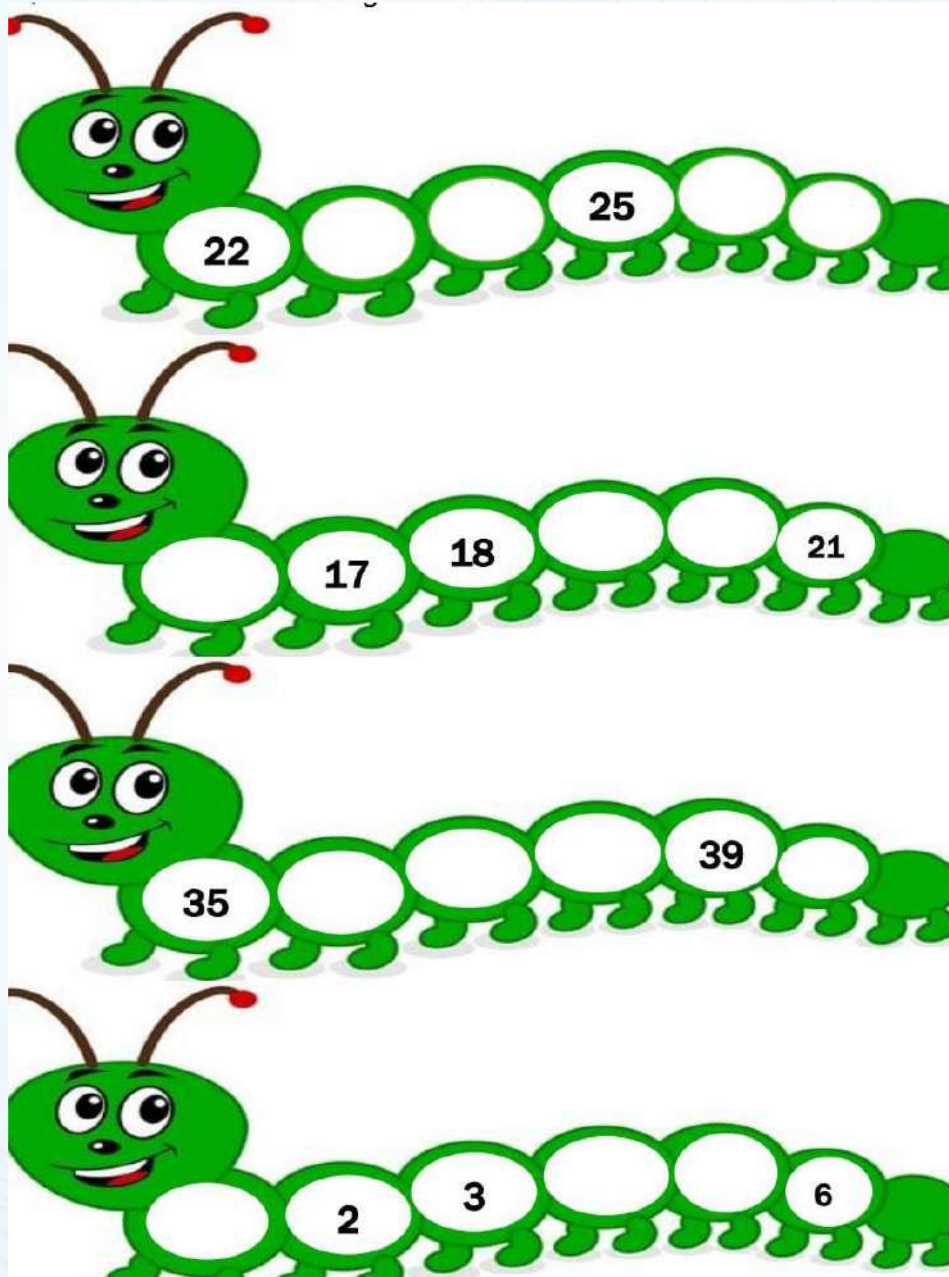
colour by number.



Join the dots and colour it.



Write the missing numbers.














Count and write.

fun with  
**NUMBERS**

**I SPY**



How Many Do You See?

				_____
_____	_____	_____	_____	_____
				_____
_____	_____	_____	_____	_____

Write the numbers in words.

1

6

2

7

3

8

4

9

5


10












Label the sense organs .













 **All About Me**


My Name is 



 I am  years old 


  My Photo 




 My Friend Name is  

 My Favourite Color is 




 My Favourite Food is 




I love...   



**Circle the odd one out in each row.**

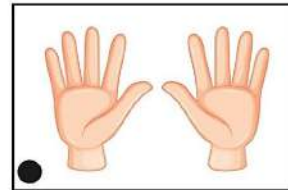
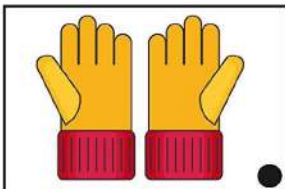



**Paste the dry leaves on the tree.**





Match the things with the body part we wear them.





Dear Parents help your child unleash their creativity by doing the task given below. Your child is required to make the creative posters as shown below. You can choose any one of the below A4 size posters made with wool, colour and colourful sheets. Help your child to make it as colourful as it can be. You can use glitter sheets also. It all depends on your child's creativity. This will be very engaging and it will bring a smile on the little one face.






Sharing pictures for reference

Handmade paper file



Flower vase



Collage (with twigs, leaves etc)



Flashcards-

- a) Jug, cap, blueberry, lemon, rope, stamp, sneeze, hexagon - (Roll no 1 to 4)
- b) Cup, gloves, hot, lock, turnip, peas, broom, bed- (Roll no 5 to 8)
- c) Spoon, knee, coriander, plate, mug, dholak, clothes, ladder - (Roll no 9 to 12)
- d) Lotus, cucumber, stamp, postman, papaya, Ladoo, hammer - (Roll no 13 to 18)

