

SUMMER HOLIDAY
HOMEWORK (2024)
CLASS-I



ETIQUETTES FOR KIDS

- Say 'please' when you ask for something.
- Say thank you' when somebody gives you something or helps you.
- Say 'sorry' when you hurt someone.
- Say 'excuse ne' when you interrupt in between or sneeze.
- Say May I come in ma'am' when you enter in your classroom.
- Say May I go to washroom , May I go to fill my water bottle, May I drink water, May I wash my hands' for permission.
- Say 'good morning, good afternoon and good evening to greet someone.




DEAR CHILDREN

Summer vacation is a time full of fun, games and activity. With that there are a lot of other things which you can do. For that we have planned some interesting work and activities to make your summer full of creativity.

Have a great summer vacation



Index

S.NO.	TOPICS
❖	<p>ENGLISH</p> <p>WORKSHEETS</p> <p>WORKSHEET 1 (punctuations)</p> <p>WORKSHEET 2 (phonics)</p> <p>BOOK WORK</p> <p>JOLLY GRAMMAR - 15, 27, 39, 51, 63</p> <p>Fitzroy Phonics Readers book - Read story 11X and 12X and write the new words in the 3-in-1 notebook as mentioned in the chapters</p> <p>PROJECTS</p> <p>➤ Make characters of the stories according to the roll no. mentioned below:</p> <p>a) Roll no. 1-5 : Story 11X The Forest on the Hill (rabbit,forest scene,log,frog,hut)</p> <p>b) Roll no. 6-10 : Story 12X The Land of Pink Trees (pink tree,well,bucket,gold ring,black bear,dragon)</p> <p>c) Roll no. 11-15 : Story 13X My Dinner(mother fly,baby fly,a dinner platter)</p> <p>d) Roll no. 16-21 : Story 14X My Big Brother(big brother,big sister,young brother,badminton racket,cricket bat)</p> <p>e) Roll no. 22-27 : Story 15X A Present For Dad(a gift box,balloons,belt,tools)</p> <p>➤ Make the anchor chart of the given parts of speech according to the roll no. mentioned below:</p> <p>a) Roll no. 1-5 : Nouns (as shown in the picture)</p> <p>b) Roll no. 6-10 : Pronouns (actions for all the pronouns)</p> <p>c) Roll no. 11-15 : Verbs (for actions for present , past, future refer your jolly grammar pupil book 1)</p> <p>d) Roll no. 16-21 : Adjectives (as shown in picture)</p> <p>e) Roll no. 22-27 : Adverbs (as shown in the picture)</p> <p>NOTE :- YOU CAN SEARCH ON GOOGLE FOR MORE SUCH IDEAS</p> 
❖	<p>HINDI</p> <p>WORKSHEETS</p> <p>WORKSHEET 1 (अपठित गद्यांश)</p> <p>WORKSHEET 2 (अ की पहचान)</p> <p>WORKSHEET 3 (आ की पहचान)</p>

PROJECTS :

➤ Make a creative project on the topics according to your roll no. mentioned below:

- Roll no. 1-5 : पर्यायवाची शब्द
- Roll no. 6-10 : विलोम शब्द
- Roll no. 11-15 : लिंग
- Roll no. 16-21 : हमारे सहायक
- Roll no. 22-27 : एक अनेक (वचन)



MATHS


WORKSHEETS

- WORKSHEET 1 (addition)**
WORKSHEET 2 (subtraction)
WORKSHEET 3 (Ordinal Numbers)

PROJECTS

➤ Make the projects according to your roll no. mentioned below:

- Roll no. 1-11 : Make a creative calendar of tables 2 to 10
- Roll no. 12-22 : Days of the week





E.V.S

WORKSHEETS

WORKSHEET 1 (My body)


WORKSHEET 2 (Sense Organs)

WORKSHEET 3 (Healthy Unhealthy)

WORKSHEET 4 (HAPPY FATHERS' DAY)

PROJECTS

- a) Roll no. 1-5 : make a first aid box with shoe box
- b) Roll no. 6-10 : make any one animal mask
- c) Roll no. 11-14 : make a model on solar system
- d) Roll no. 15-18 : make a creative project on seasons
- e) Roll no. 19-22 : make a model on sources of water



COMPUTER

WORKSHEETS

WORKSHEET 1(Computer – My friend)

IQ BOOK WORK – CHAPTER 1,2


CRAFT WORK

Make a creative project on the following topics according to your roll no. mentioned below:

- a) Roll no. 1-9 : book marks



- b) Roll no. 10-18 : creative thoughts



- c) Roll no. 19-27 : cardboard letters of your initials



3-in-1 notebook

English –

1. Write 20 words made from all 42 sounds of jolly phonics
2. Write new words of the story 11X and 12X after reading the story

Hindi –

1. बिना मात्रा वाले शब्दों से एक कहानी बनाएं व लिखें ।

Maths –

1. Write number names 1 to 30
2. Do any 10 sums of addition and 10 sums of subtraction (you can use any numbers from 0-20)

DRAWING

Prepare the paintings according to your roll no. mentioned below:

- a) Roll no. 1-10 : Flamingo



- b) Roll no. 11-20 : Mushroom hut



- c) Roll no. 21-28 : Cactus



(Material required: A3 size canvas and Colour medium: Acrylic colour)

(For the project works and craft works take reference from the pictures mentioned in the index and sent by the class teacher in group or google)

Worksheet – Punctuations and Sentences

Q1. Rewrite the sentences using capital letters and correct punctuation marks where necessary.

1. the sun is big and yellow

2. why do you come late to school

3. my favourite colours are blue red pink and purple

4. there are swings slides bars at the park

5. it is going to rain today

Q2. Rearrange the words to form the appropriate sentences.

1.

comes

after

March.

April

2.

milk

The

is

hot.

3.

name?

is

your

What

Phonics Worksheet

Name _____

Roll no. _____

Q1- Look at the pictures and fill in the blanks with the correct digraph :

sh	ch	ng	ar
ai	ay	ee	er
oa	ie	ue	oi
oy	ea	oo	th



_____ ick



fi _____



spid _____




b _____ k



_____ umb



ch _____ r



g _____ t



t _____



pl _____



c _____



tiss _____



c _____ n



to _____



t _____ th



t _____



h _____ d

अभ्यास पत्रिका

प्रश्न 1 निम्नलिखित गद्यांश को ध्यानपूर्वक पढ़कर प्रश्नों के उत्तर दीजिये ।

अयान पाठशाला गया । वापस आकर खाना खाया । खाना खाकर गाजर का हलवा खाया ।
खाना खाकर अपना काम करा व गाय का चारा लाया । आकाश पर काला बादल छाया ।
सावन सावन आया , आसमान पर बादल छाया । काला -काला बादल आया , छम - छम ,
छम - छम जल बरसाया ।

क) अयान कहाँ गया ?

उत्तर _____

ख) खाना खा कर अयान ने क्या करा ?

उत्तर _____

प्र 2 चित्र देखकर 'आ' की मात्रा के शब्द लिखिए ।







4

प्र 3 चित्र देखकर वाक्य पूरे कीजिए ।



_____ चल |



_____ चख |



_____ पर मत टहल |



_____ पर चढ़ |

प्र 4 कोई दो 'आ' की मात्रा के रंगों के नाम लिखिए |

(2)

1. _____

2. _____

प्रश्न 'आ' की मात्रा के फलों के नाम लिखिए

प्र 5 चित्र देखकर सही अक्षर पर गोला लगाईये |












बाजा, माला, नाव



बादल, कार, तारा

कार्यपत्रिका - आ की मात्रा

➤ चित्रों के नाम लिखकर अनुच्छेद पूरा करें।

एक  था। घर की 
..... पर  के पेड़ की छाया
थी। नमन छाया में बैठकर 
पढ़ता था। एक बार एक 
नमन के ऊपर गिरा। नमन के 
खराब हो गए। नमन  पर
जाकर नहाया। फिर 
छा गए। पानी बरसा। नमन ने बारिश में
एक  रख दिया। टब
भर गया।

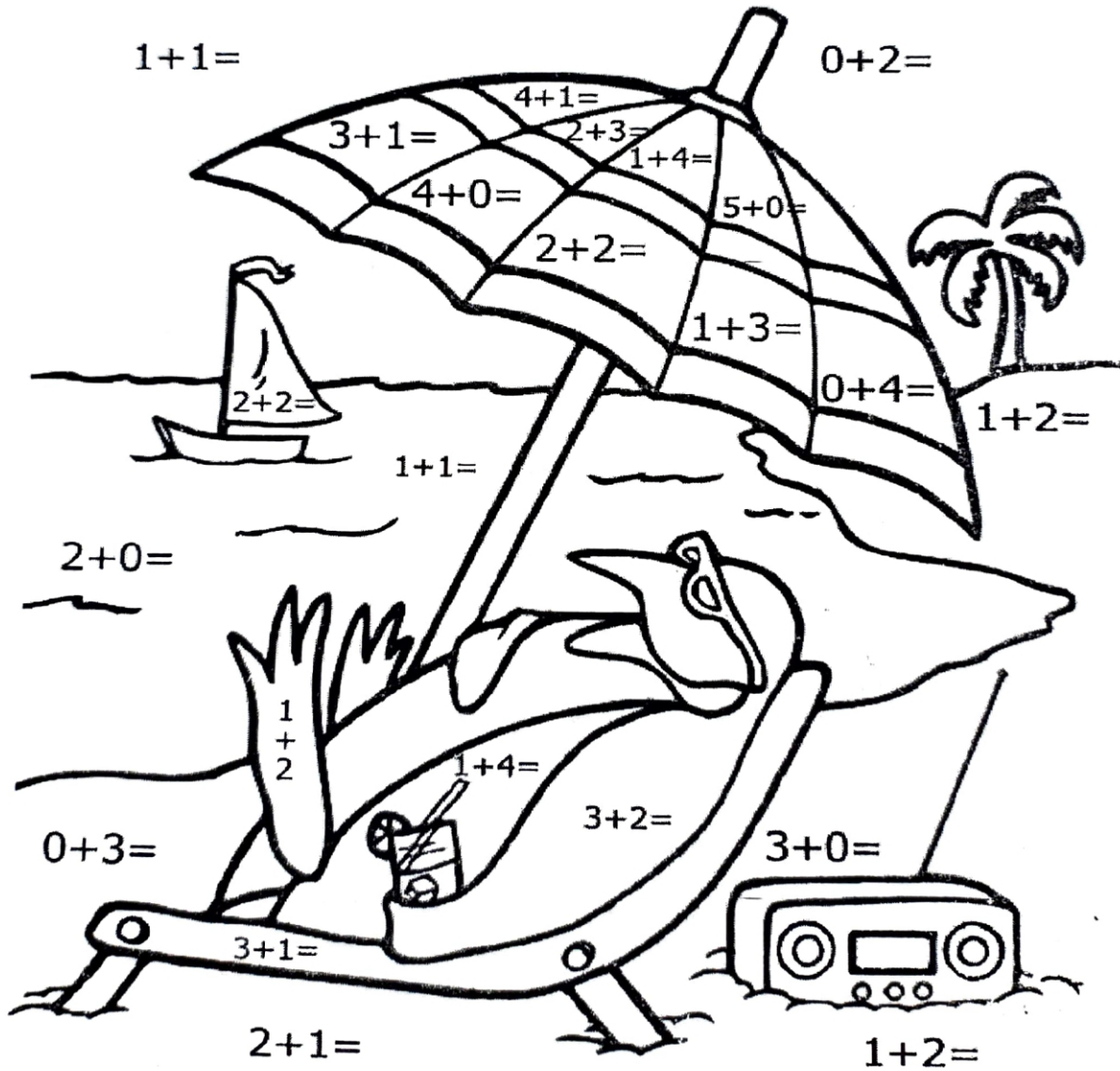


Subject – Maths

Worksheet – Addition

Q1. Do the addition, colour the scene according to the colours given for the numbers. Cut the picture and paste the cutout on the cardboard.

2-Blue 3-Yellow 4-Red 5-Green



Subject – Maths

Worksheet – Subtraction

Q1. Do the subtraction, colour the basket according to the colours given for the numbers. Cut the picture and paste the cutout on the cardboard.

10-0= 10-9= 5-4= 10-8=

10-6= 10-2= 9-1= 10-7= 10-8=

9-6= 7-0= 9-4= 9-0=

8-6= 8-2= 10-3= 8-0= 3-2=

9-3= 8-1=

10-5= 9-5= 7-4= 8-3= 6-2= 5-2=

9-0= 8-7= 10-1=

4-1= 5-1= 6-3= 7-3=

9-2= 8-4= 6-1= 10-4=

Blue 1, 2 **Green** 8, 9

Red 6, 7

Brown 3, 4, 5 **Yellow** 10


AlexandraBaxter2019

Subject – Maths

Worksheet – Ordinal Numbers

Do as directed.

Colour the fourth square green.



Colour the seventh triangle blue.



Colour the third rectangle pink.



Colour the ninth circle red.



Colour the second arrow purple.



Colour the fifth cylinder yellow.



Worksheet – My Amazing Body

Body Parts

Unscramble the letters and write the name of the picture



era



hiar



eey



gel



gnotue



uomht



eson



ram



dnah



tteeh

Worksheet – Sense Organs

Write My Five Senses



Worksheet – Healthy or Unhealthy

Q1. Observe the food items given below carefully , see whether they are healthy or unhealthy for you and sort them under the columns accordingly.

Healthy or Unhealthy?

--	--



Computer Worksheet
Chapter - 1 , (Computer - My Friend)

NAME _____

CLASS _____ SECTION _____ ROLL NO _____

Q 1 Name 3 machines on which you play games at home.

1 2 3

Q 2 Name 4 places where computers are used.

1 2
3 4

Q 3 Fill in the blanks


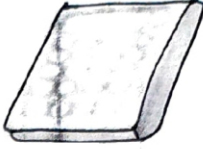



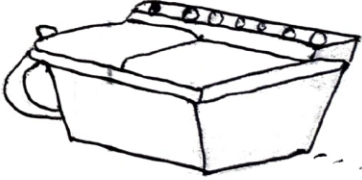

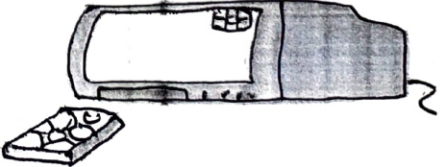
(*electricity man-made games saves computer*)

- a) We can play _____ on the computer.
- b) Machines are _____ things.
- c) _____ works very fast.
- d) Machines _____ our time.
- e) Computer runs on _____


Q 4 State True or False.

- 1. A computer is used for writing letters. _____
- 2. You can use a computer for playing games also. _____
- 3. You cannot listen to music on a computer. _____
- 4. A computer has no use in restaurants. _____


Q 5 Can computers do the work of these devices?. Tick the correct one.


<input type="checkbox"/>		<input type="checkbox"/>	
<input type="checkbox"/>		<input type="checkbox"/>	
<input type="checkbox"/>		<input type="checkbox"/>	
<input type="checkbox"/>		<input type="checkbox"/>	

Q 6 Make a desktop computer using colourful 3D cutouts of different parts of the computer .




Parts of a Computer





Happy Fathers' Day

Note: As you all know that fathers' day is approaching. So to wish our hero of life with unseen capes whose unconditional love is everything for us, colour the picture given above and give it to your fathers to show your love and respect towards them. Click a picture with them while hugging, playing and giving this card to them and make a collage with a catchy caption and send it to your class teacher on Whatsapp on that day.



Note: colour the elephant and enjoy your holidays.

