






# Homework Folder



Name: \_\_\_\_\_

SECTION : \_\_\_\_\_

ROLL NO : \_\_\_\_\_

Summer Break has begun

Hey! .....Fun days are back once again. Now you can eat your breakfast at leisure, enjoy peppy music, watch your favourite T.V programmers', read lots of books and list goes on..... With all the fun it is important to inculcate the good habits and to develop new habits summer vacation is the best time.

Good habits and good manners are lifelong assets and manners must be practiced until they become a habit. Four magic words that are basic of good manners are:- Please, Thank you ,Excuse me and Sorry. Make these four words a habit and see the difference.

#### HYGIENE:

- Brush your teeth twice a day.
- Do trim your nails often.
- Do not waste water and electricity.
- Keep your surrounding and environment clean.  
It is a bad habit to throw things out of the window, car or balcony.

#### GUIDELINES FOR THE PARENTS:

- Spend some quality time with your kids. Have at least one time meal with them. Play at least one indoor or outdoor game with them.  
Take them to the park and share your childhood experiences with them.
- Encourage your child to go outdoor rather than sitting in front of electronic gadgets all day.
- Encourage your child to cultivate reading habit Get some story books of their choice.

To add "zing" to your fun filled vacations, here you have your holiday activities packet..... So, get ready for your activities along with the help of your parents.

- Practice good handwriting in a separate notebook.( both English and Hindi)
- Learn tables 1 to 10
- Revise jolly phonics sounds with actions.
- Do the holiday homework worksheets and bring them to school in a nice folder properly labelled.

Make the following projects and use your imagination to make them attractive. (although an illustration is shown to give the idea.) with your name written on them.

## ENGLISH

Roll no 1 - 5

Make a ' verb to be ' 3-D model with a help of some glitter sheets.



Roll no 6- 10

Make a 'Noun town model ' on a cardboard base .



Roll no 11- 15

Make a ' adjective chime' from a waste hanger.



Roll no 16- 20

Make a wall hanging of the name of the months by using paper cutouts.



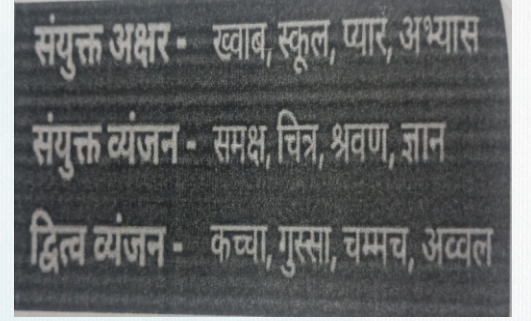
Roll no 21 and onwards

Make a ' contraction caterpillar' as shown with pastel sheet in A 3 size .




## HINDI

Roll no. 1 to 8  
Roll no. 9 to 16  
Roll no. 17 onwards



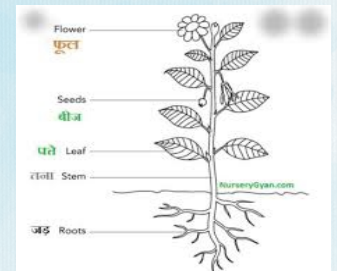
Roll no 1 - 8



Roll no 9 - 16



Roll no 17 onwards  
(A 3 size)



## MATHS


**Roll no 6- 10**

**Make a Album on 'Fraction' .**



**Roll no 11- 15**

**Make a Working model of a clock .**



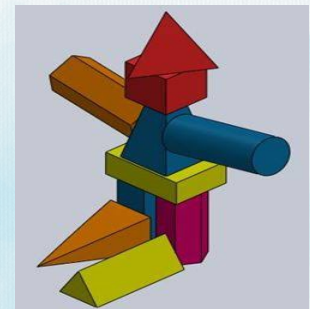
**Roll no 16- 20**

**Create a 3 D model with different types of shape.**



**Roll no 21 and onwards**

**Make a Place value chart as shown in the picture on a cardboard .**



**EVS**

**Roll no 1 - 5**

**Create a 3 D model of different types of houses out of cardboard.**



**Roll no 6- 10**

**Make a model on lifecycle of butterfly.**



**Roll no 11- 15**

**Make a Bottle filter from a waste bottle .**



**Roll no 16- 20**

**Draw your safe circle and fill the names of your family members on a circular cardboard sheet.**




**Roll no 21 and onwards**

**Make a 3D model of means of communication .**

## DRAWING

Use A- 4 size canvas and acrylic colour to complete the paintings.



Roll no 1 - 8

Roll no. 9- 16



Roll no 17 and onwards





# COMPUTER WORKSHEET

NAME \_\_\_\_\_

CLASS \_\_\_\_\_ SECTION \_\_\_\_\_ ROLL NO \_\_\_\_\_

Q 1 Write the difference between computer and human.

	<u>Computer</u> 	<u>Human</u> 
1		
2		
3		



**Q 2 Draw pictures of different types of computers and name them.**


1 


2 

3 


4 


**Q 3 Name 6 places where computers are used.**

1 

2 

3 

4 

5 

6 

	<u>Characteristics of computer</u>	<u>Option 1</u>	<u>Option 2</u>
a.	<b>Speed</b>	Advantage	Disadvantage
b.	<b>E-waste</b>	Advantage	Disadvantage
c.	<b>Multitasking</b>	Advantage	Disadvantage
d.	<b>Cybercrime</b>	Advantage	Disadvantage
e.	<b>Storage Capacity</b>	Advantage	Disadvantage
f.	<b>Virus attacks</b>	Advantage	Disadvantage

**Q 5 Make 3 D colourful cutouts of 4 types of computers .**

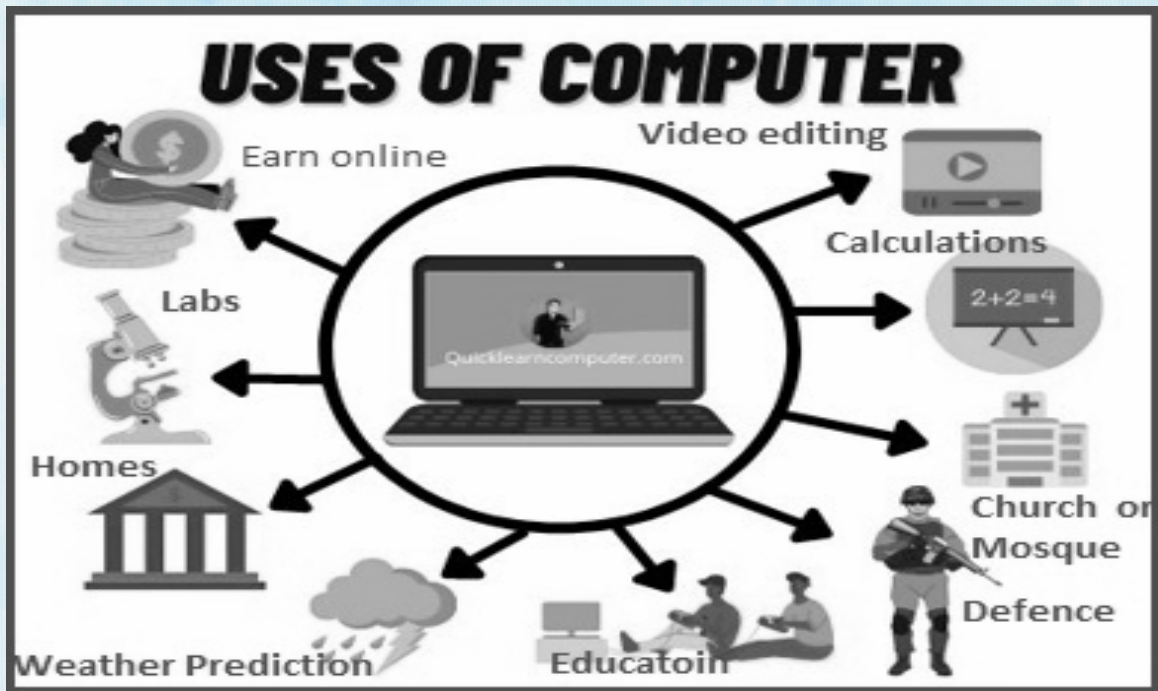
- Desktop
- Laptop
- Tablet
- Smartphone

*(Write few information about them in separate cutouts )*

**OR**


**Make 3-D colourful cutouts for uses of computers at different places such as:**

- Home
- School
- Research
- Science



## ENGLISH worksheet - 1

**Q- Circle the beginning sound of each picture.**



## ENGLISH WORKSHEET-2

**Q- Read the sentences, choose the correct punctuation, and colour the circle.**

I have two dogs



Who is singing



How old are you



Sing a song



Can you see a rainbow



Drink a lot of water



We went to the zoo



Do you have an eraser



Well played boys



Are you crazy



This is dads wallet




Do you want sandwich



Close the door



You are amazing



How are you



Can I play now



Stand in a line



No fighting



Who is shouting



Where is your car



I love my mom




I saw a great movie




You had lunch



Are you thirsty



Do you like icecream



I am the best



## ENGLISH WORKSHEET-3

Can you complete each word by supplying two missing letters which are the same? Do not form proper names.

A \_ \_ L E

M U \_ \_ I N

B R \_ \_ M

N \_ \_ N

C H E \_ \_ Y

O P O \_ \_ U M

D O \_ \_ A R

P I \_ \_ O W

E \_ \_ O R

Q U \_ \_ N

F O \_ \_ O W

R I \_ \_ O N

G I R A \_ \_ E

S C I \_ \_ O R S

H I \_ \_ U P

T E \_ \_ A C E

## ENGLISH WORKSHEET-4

### PICTURE COMPREHENSION

Fill in the blanks and color the picture.



- 1) This picture is from ..... (class/home)
- 2) Students are ..... in class. (running/studying)
- 3) There are ..... students in class. (ten/seven)
- 4) Teacher is ..... (teaching/sleeping)
- 5) Students are ..... (sad/happy)

## HINDI WORKSHEET-1

### अपठित गद्यांश



एक तालाब में बहुत से कछुए रहते थे। एक बार उस तालाब के किनारे कुछ बच्चे खेलने आए। उनमें से एक लड़का जिसका नाम रोहन था वह बहुत शरारती था। खेलते-खेलते रोहन कछुओं को पत्थर मारने लगा। जिससे कई कछुए घायल हो गए। हर्ष एक समझदार बच्चा था। जब उसने रोहन को कछुओं को पत्थर मारते देखा तो उसने उसे मना किया। उसने उसे समझाया कि जानवरों को मारना व सताना बुरी बात है।

**दिए गए गद्यांश को पढ़कर प्रश्नों के उत्तर दीजिए ।**

प्रश्न १. कछुए कहाँ रहते थे ?

.....  
.....

प्रश्न २. तालाब के किनारे कौन खेलने आया ?

.....  
.....

प्रश्न ३. रोहन कैसा बच्चा था ?

.....  
.....



प्रश्न ४. कछुओं को चोट कैसे लगी ?

.....  
.....

प्रश्न ५. हर्ष ने रोहन को क्या समझाया ?

.....  
.....

प्रश्न ६. दिए गए शब्दों के वचन बदलकर लिखिए।

क) बच्चा .....

ख) कछुआ .....


प्रश्न ७. दिए गए शब्दों के विलोम शब्द लिखिए।

क) अच्छा .....

ख) मारना .....

ग) बहुत .....

घ) चतुर .....



## HINDI WORKSHEET-2

### वर्ग पहेली

नीचे दिए गए शब्दों को शब्द खोज में से ढूँढ़िए।

Find the words given below in the word search puzzle.



गुड़िया	कुरता	चाँदनी	कछुआ	धूमधाम
करेला	बेलन	सैनिक	बैलगाड़ी	कबूतर
तैराक	फुलवारी	नासपाती	तरबूज	तितली
नमः	टमाटर	चंपक	दुकान	कृषक

क	वि	डी	बै	क	ट	मा	ट	र	ली
त	बू	न	ष	र	बै	ती	हा	त	आ
र	आ	त	तै	रा	क	ल	ति	ष	भ
बू	ति	न	र	कु	ना	बा	गा	मा	फु
ज	का	ष	नि	र	धू	श	सै	ड़ी	ल
दु	क	छु	आ	ता	ना	म	पा	भ	वा
ब	न	मः	फु	बे	ल	न	धा	ती	री
गु	सै	नि	क	चाँ	कृ	ट	श	म	क
ड़ि	चं	प	क	द	नि	ष	रे	हा	रे
या	ना	ट	चू	नी	जा	बा	क	गा	ला

## HINDI WORKSHEET-3

### शुद्ध वाक्य बनाइए

नीचे दिए गए शब्दों को योग्यक्रम में रखकर शुद्ध वाक्य बनाइए।

Make correct sentences by placing the words given below in the correct order.

1. बोली / मीठी / हमारी / चाहिए / होनी

.....।

2. ज़िम्मेदारी / प्रति / समाज / है / के / कुछ / हमारी

.....।

3. कमीज़ / सफ़ेद / काला / पर / धब्बा / गया / लग

.....।

4. पर्यटक / ने / मुझे / बचाया / से / एक / डूबने

.....।

5. दिन / सब / छात्र / परीक्षा / के / थे / उपस्थित

.....।

6. सुनकर / सभी / हँसी / चुटकुला / आ गई / को

.....।

7. उपलब्ध / में / हैं / चीज़े / दुकान / सभी

.....।

## HINDI WORKSHEET-4

### वर्ग पहेली

नीचे दिए गए शब्दों को शब्द खोज में से ढूँढ़िए।

Find the words given below in the word search puzzle.

अनार , शरबत , किला , दुकान , हाथी , जूता , दरवाज़ा , किशमिश , गुलाब



ज	कि	ह	गा	ति	कु	खो
कि	मा	पु	स	द	मो	खू
ला	अ	ना	र	र	वी	गु
वि	हो	क्षी	ति	वा	रा	ला
कि	श	मि	श	ज़ा	खू	ब
ता	रू	प्र	श	र	ब	त
ब	दु	का	न	छा	क	वी
हा	थी	जू	ता	या	व	ट



## MATHS WORKSHEET-1

Q1. Solve the following sums:-

$$\begin{array}{r} 823 \\ +707 \\ \hline \end{array}$$

$$\begin{array}{r} 642 \\ +207 \\ \hline \end{array}$$

$$\begin{array}{r} 808 \\ +592 \\ \hline \end{array}$$

$$\begin{array}{r} 147 \\ +502 \\ \hline \end{array}$$

$$\begin{array}{r} 402 \\ +967 \\ \hline \end{array}$$

$$\begin{array}{r} 431 \\ +847 \\ \hline \end{array}$$

$$\begin{array}{r} 408 \\ +973 \\ \hline \end{array}$$

$$\begin{array}{r} 712 \\ +401 \\ \hline \end{array}$$

$$\begin{array}{r} 640 \\ +358 \\ \hline \end{array}$$

$$\begin{array}{r} 855 \\ +406 \\ \hline \end{array}$$

$$\begin{array}{r} 226 \\ +948 \\ \hline \end{array}$$

$$\begin{array}{r} 308 \\ +712 \\ \hline \end{array}$$

## MATHS WORKSHEET-2

**1. Circle the smallest number:**

i) 232 351 142 739 137 201

ii) 483 189 322 222 572 353

iii) 658 243 489 245 542 289

**2. Circle the largest number:**

i) 232 351 142 739 137 201

ii) 483 189 322 222 572 353

iii) 658 243 489 245 542 289

**3. Write the numbers in words:**

i) 546 \_\_\_\_\_

ii) 873 \_\_\_\_\_

iii) 745 \_\_\_\_\_

**4. Put in symbols '<' or '>' or '=':**

i) 879  897

ii)  $700 + 50 + 7$   757

iii)  $800 + 45 + 15$   855

**5. Write the numerals:**

i) Eight hundred ninety-seven

ii) Seven hundred fourteen

6. Write in ascending (increasing) order:

i)      428      218      579      893      148  
           

ii)      304      174      189      673      206  
           

7. Write in descending (decreasing) order:

i)      667      766      676      767      677  
           

ii)      782      174      189      673      206  
           

8.  $894 =$   H +  T +  O

9. Nine Hundred and 6 ones =

10.  comes in between 787 and 789.

11.  comes just after 679.

12.  comes just before 990.

13. Place value of 8 in 387 is

14. Place value of 7 in 706 is

15. Continue the number patterns

i)      228      238      248      258                       

ii)      525      550      575      600

## MATHS WORKSHEET-3

Find the product:

$$\begin{array}{r} 1. \quad 2 \\ \times 5 \\ \hline \\ \hline \end{array}$$

$$\begin{array}{r} 2. \quad 6 \\ \times 8 \\ \hline \\ \hline \end{array}$$

$$\begin{array}{r} 3. \quad 6 \\ \times 4 \\ \hline \\ \hline \end{array}$$

$$\begin{array}{r} 4. \quad 1 \\ \times 6 \\ \hline \\ \hline \end{array}$$

$$\begin{array}{r} 5. \quad 8 \\ \times 6 \\ \hline \\ \hline \end{array}$$

$$\begin{array}{r} 6. \quad 5 \\ \times 3 \\ \hline \\ \hline \end{array}$$

$$\begin{array}{r} 7. \quad 9 \\ \times 4 \\ \hline \\ \hline \end{array}$$

$$\begin{array}{r} 8. \quad 4 \\ \times 3 \\ \hline \\ \hline \end{array}$$

$$\begin{array}{r} 9. \quad 2 \\ \times 2 \\ \hline \\ \hline \end{array}$$

$$\begin{array}{r} 10. \quad 6 \\ \times 2 \\ \hline \\ \hline \end{array}$$

$$\begin{array}{r} 11. \quad 7 \\ \times 8 \\ \hline \\ \hline \end{array}$$

$$\begin{array}{r} 12. \quad 3 \\ \times 2 \\ \hline \\ \hline \end{array}$$

$$\begin{array}{r} 13. \quad 3 \\ \times 5 \\ \hline \\ \hline \end{array}$$

$$\begin{array}{r} 14. \quad 8 \\ \times 4 \\ \hline \\ \hline \end{array}$$

$$\begin{array}{r} 15. \quad 4 \\ \times 6 \\ \hline \\ \hline \end{array}$$

$$\begin{array}{r} 16. \quad 7 \\ \times 4 \\ \hline \\ \hline \end{array}$$

$$\begin{array}{r} 17. \quad 6 \\ \times 9 \\ \hline \\ \hline \end{array}$$

$$\begin{array}{r} 18. \quad 8 \\ \times 8 \\ \hline \\ \hline \end{array}$$

$$\begin{array}{r} 19. \quad 4 \\ \times 7 \\ \hline \\ \hline \end{array}$$

$$\begin{array}{r} 20. \quad 7 \\ \times 7 \\ \hline \\ \hline \end{array}$$



## EVS WORKSHEET-1

Write and say


temple field market restaurant sea clinic  
post office police station hospital school

1. We can see a teacher at the .....
2. We can see a nurse at the .....
3. We can see a policeman at the .....
4. We can see a monk at the .....
5. We can see a fisherman in the .....
6. We can see a farmer in the .....
7. We can see a doctor at the .....
8. We can see a postman at the .....
9. We can see a cook at the .....
10. We can see a fruit seller at the .....

## EVS WORKSHEET-2

Q- Complete the given lines with the help of help box given below .

A monster



I've got three ..... eyes ..... . I've got a big ❶ .....

I've got eight ❷ ..... . I've got four ❸ .....


I've got six ❹ ..... . I've got two ❺ .....

Who am I? I'm a monster!


## EVS WORKSHEET-3

Q- Read the following clues which are given below and identify the owner of the house.


Who lives here?




\_\_\_\_\_



“My name is Bradley. My house is green. I wear a red hat. I live between Bobby and Billy. My body is blue.”



“My name is Billy. My house is red. I wear a blue hat. Bradley is my neighbor. My body is green. I don't live in house number 3”



“My name is Bobby. I wear a green hat. My house is blue. Bradley is my neighbor. My body is red.”

## EVS WORKSHEET-4

### Find the secret words

Use the code box to write the letters and form a word in the spaces below

Example:

D	A	N	C	E
••	•••	•••	•••	•••

Code box

A	B	C	D	E	H	I	J	K	L	N	O	P	R	S	T	U
•••	••••	•••	••	•••	••	•••	•••	•••	•••	•••	•••	•••	•••	•••	•••	•••

- |     |     |     |
|-----|-----|-----|
| ••• | ••• | ••• |
|-----|-----|-----|

→
\_\_\_\_\_
- |    |     |     |     |
|----|-----|-----|-----|
| •• | ••• | ••• | ••• |
|----|-----|-----|-----|

→
\_\_\_\_\_
- |     |     |     |     |     |
|-----|-----|-----|-----|-----|
| ••• | ••• | ••• | ••• | ••• |
|-----|-----|-----|-----|-----|

→
\_\_\_\_\_
- |     |     |     |     |
|-----|-----|-----|-----|
| ••• | ••• | ••• | ••• |
|-----|-----|-----|-----|

→
\_\_\_\_\_
- |     |     |     |     |     |     |
|-----|-----|-----|-----|-----|-----|
| ••• | ••• | ••• | ••• | ••• | ••• |
|-----|-----|-----|-----|-----|-----|

→
\_\_\_\_\_
- |     |     |     |     |
|-----|-----|-----|-----|
| ••• | ••• | ••• | ••• |
|-----|-----|-----|-----|

→
\_\_\_\_\_
- |     |     |     |     |
|-----|-----|-----|-----|
| ••• | ••• | ••• | ••• |
|-----|-----|-----|-----|

→
\_\_\_\_\_
- |     |     |     |     |     |
|-----|-----|-----|-----|-----|
| ••• | ••• | ••• | ••• | ••• |
|-----|-----|-----|-----|-----|

→
\_\_\_\_\_