

**ENGLISH - 1. Draw or paste five road signs and explain what the signs means in an A4 size sheet.(Refer MCB- page no.29)**

Road sign	What it means

**2. Make an acrostic poem in an A4 size sheet with pictures related to the title.(Refer MCB page no – 88) TREE and SUMMER.**

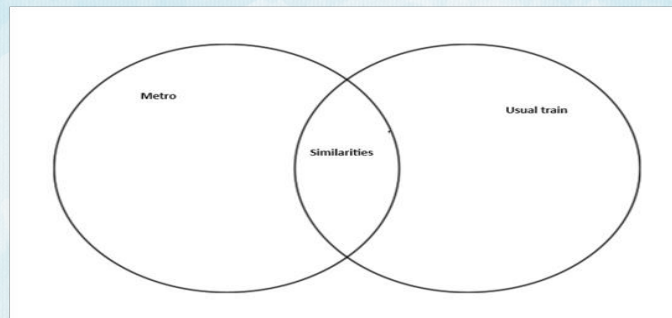
For example –  Lovely

Even

After

Falling

**3. A metro train is a modern means of transport to travel within a city. How do you think it is similar or different from a long distance train? Show the same using the venn diagram in an A4 size sheet.**




**4. Make a beautiful presentation of suffix words as a wall hanging of 3 words.(Refer to the picture given below)**

Roll no 1 to 10 - <-less> Jolly Grammar page no.34

Roll no 11 to 20 - <-able>Jolly Grammar page no.36

Roll no 21 to 23 - <-ful>Jolly Grammar page no.37



**HINDI-1)** अपनी मम्मी की सहायता से गर्मी में पीए जाने वाले कोई भी ठंडा पेय बनाकर उसका आनंद लीजिए और पीते हुए फ़ोटो खींचकर उसका प्रिंट लेकर आएँ।  
२) ए-इ साइज़ की शीट पर स्वर और व्यंजन के फलों का वृक्ष बनाइए।



३) आगत स्वर के शब्दों का एक चार्ट बनाइए। (15 शब्दों का चयन कर चित्र के साथ एक चार्ट पेपर पर सूची बनाएँ।  
४) एक पतली अच्छी कॉपी पर प्रतिदिन सुलेख लिखिए।

**MATH -**

**ACTIVITY 1- ( for Roll No. 1 to 12)**

**ODD AND EVEN POT**

**STEPS:-**


- Create two pots for Odd and Even numbers on a coloured sheet.
- Go around in your house taking number suggestions from your family members and friends. (1-200)
- Write those numbers on different colored flowers and stick them on a thin hard surface for stability.
- Segregate those numbers into Odd and Even and stick the flowers inside the correct pot.
- Video link for reference : <https://www.youtube.com/watch?v=5aMiAFKL9ts>

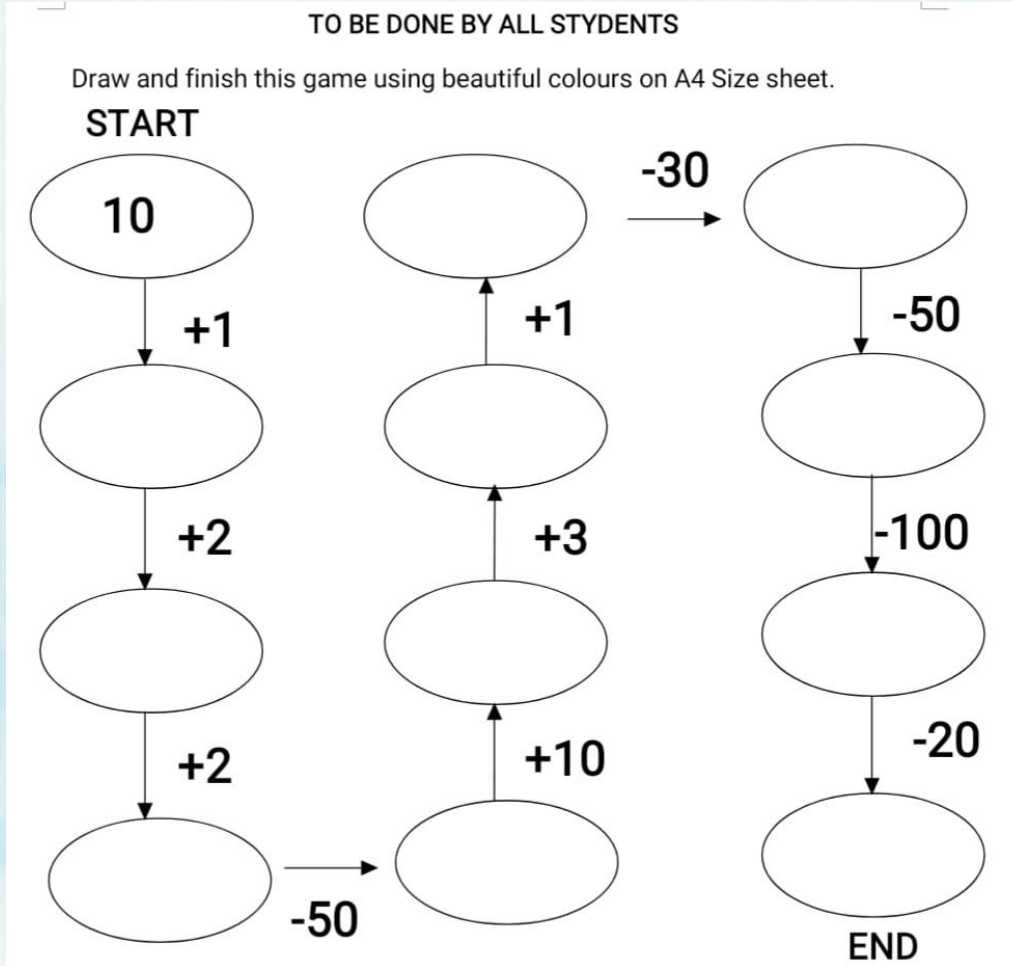


**ACTIVITY 2- ( for Roll No. 13 to 24)**

Prepare a working model on an expanded form of 4-digit numbers.

Link for the reference:- <https://youtu.be/8YfBjAxEFNw> <https://www.youtube.com/watch?v=2E8mXonYPVM>





1. Learn tables from 2 to 20
2. Revise Chapter 1,2 and 3.
3. Daily practice 2 sums of addition and subtraction in separate notebook ( not in school notebook).

**EVS -**

- Make a bird's nest with coconut shells. (For Roll no.1 to 11)

Here are some steps for making a bird nest with a coconut shell.

- **Open the Coconut:** Take the help of your parents to use a screwdriver to enlarge the hole in the larger, softer mouth of the coconut's "face". You can also use a drill bit.
- **Drain holes:** Use a small drill bit to make three or more holes in the bottom of the coconut.
- **Add string:** Cut a piece of hemp twine to the appropriate length and feed it through the hole in the coconut's "face".

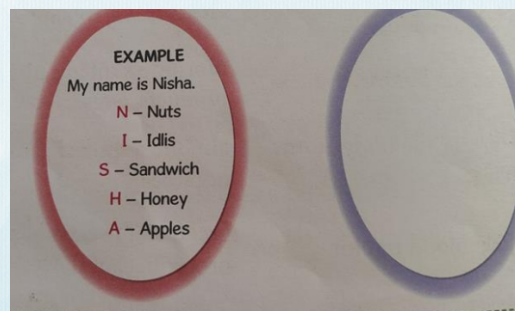
- **Decorate:** Decorate your shell with some artificial eggs or birds in it.
- **Hang:** Hang the birdhouse.



- Make any one model of means of transport like train, car, bus, etc.  
(For Roll no. 12 to 23)



- Let's write an acrostic poem. Next to each letter of your name, write the name of a healthy food that begins with the letter.  
(Make it on a paper plate and decorate that plate. It should be decorated in such a way that we can also hang it.)



- Learn the names of seven Continents and five Oceans.
- Revise all work done in your notebook.

### **COMPUTER -**

Make 3D cutouts ( 24" X 20" approx..) for types of Microcomputer with the help of colourful chart papers, cardboard thermocol, ribbons and decorative materials..

***(Pictures are for reference only.. Use your own skills, imagination and creativity ..)***

- Desktop
- Laptop
- Tablets
- Smart Phones [https://youtu.be/MxSQ0MGn0mo?si=a\\_R3obWYm-X-qcze](https://youtu.be/MxSQ0MGn0mo?si=a_R3obWYm-X-qcze)