


Learn this rhyme and make a video of your child .



It's time to learn to converse in English.

Share what you are planning to do, what you are seeing outside the window, how you feel about the weather, the places you would like to visit, etc and develop your child's communication skills by conversing with him/her in English. This will help build their confidence and self esteem.

Help your child understand the importance of 3 golden words Thank you, Please, Sorry

ENGLISH HOLIDAY H.W

- Make a picture album of Group 1 and 2 letters along with that write the song of each letter.
(Use jolly phonics app for reference).

S (Tune: The Farmer In the Dell - Track 1)

The snake is in the grass.
The snake is in the grass.
/sss/! /sss/!
The snake is in the grass.



Action: Wave your hand in an 'S' shape, like a snake, and say SSSSS.



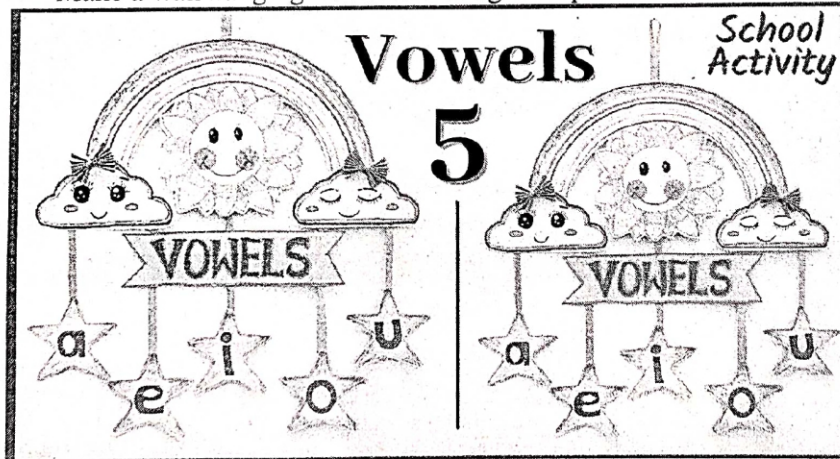
a (Tune: Skip to My Lou - Track 2)

/a/-a/! Ants on my arm.
/a/-a/! Ants on my arm.
/a/-a/! Ants on my arm.
They're causing me alarm.



Action: Wiggle your fingers above the elbow, as if ants are crawling on you, and say a, a, a, a!

- Make a wall hanging of vowels along with pictures and decorate it beautifully.



Maths –B workbook - Do page no. – 6 to 12 in the book.

Maths – B – course book – Do page no. – 6 to 11 in the book.

Worksheets –B – Do page no. – 4 to 24 in the book.

Hindi Activities


दिए गए व्यंजनों में से कोई 4 व्यंजन के तीन प्लैश कार्ड सुंदरता पूर्वक A4 साइज़ कार्डबोर्ड पर सुंदरता पूर्वक बनाएँ।

व्यंजन - व ब क फ ग म






- Make a collage of Means of transport on A3 size sheet as given in picture.




व से वक

द्विए गए चित्र में रंगीन कागज फाड़कर चिपकाए।

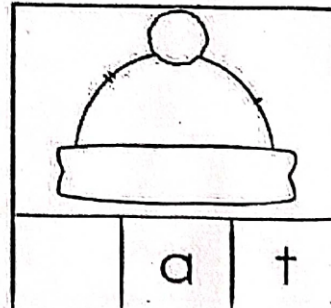
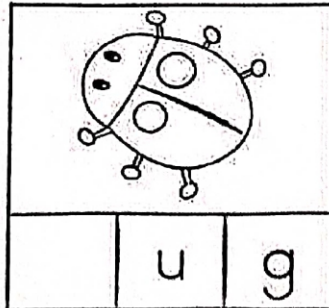

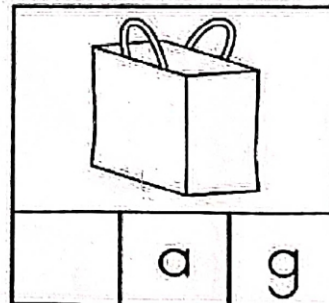

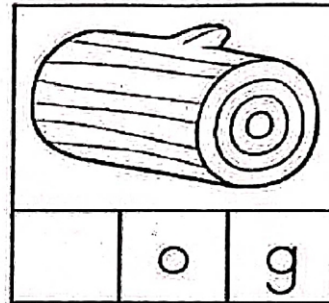

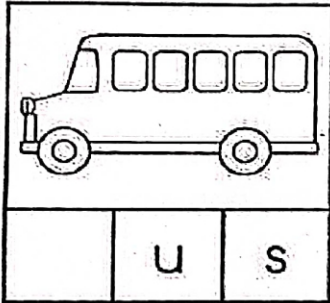




Name:



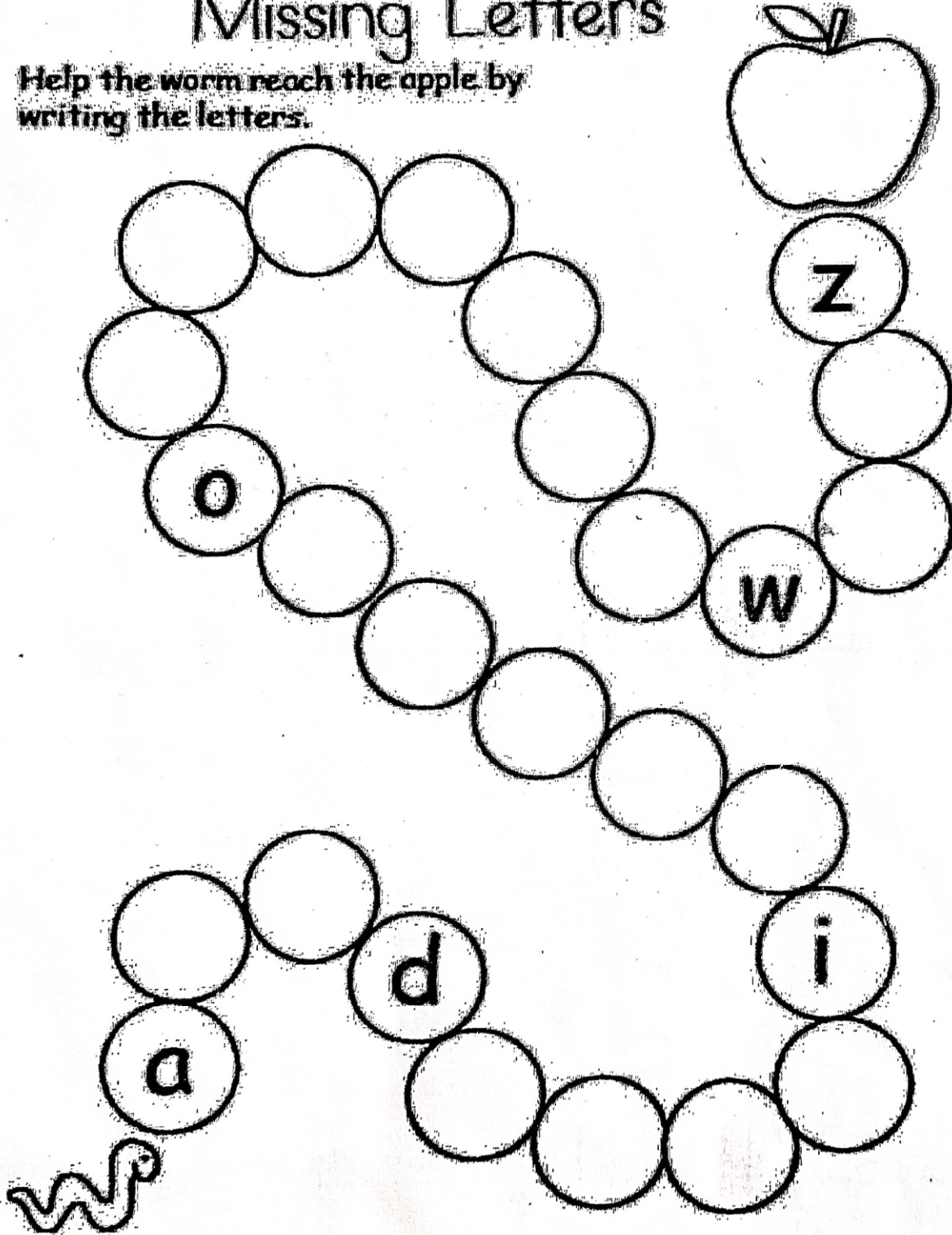
Write the missing beginning sound for each of the pictures below:






Missing Letters


Help the worm reach the apple by writing the letters.



PASTE A FAMILY PHOTOGRAPH AND DECORATE THE PHOTO FRAME



This is my family.



Name _____



MAKE A COLOURFUL UMBRELLA WITH THE HELP OF LADYFINGER IMPRESSION.



HAVE A GREAT **SUMMER** VACATION!



THANK **YOU!**